

TIMBERLAND
PANEL™



TIMBERLAND PANEL™

Discover the Difference

The TimberlandPanel™ series offers the look and charm of cedar with the durability of fiber cement. Designed to replicate classic wood siding, these fiber cement panels are ideal for creating a new take on an old tradition.

Backed by a 50-year limited warranty*, TimberlandPanel™ will not rot, crack or delaminate and offers a rustic finish without the maintenance associated with wood. Each panel comes factory pre-finished and is available in two distinct colors: Bark and Cedar. Take advantage of a low maintenance product that will save you time and money.

TimberlandPanel™ comes 18 inches wide by 10 feet long, 5/8 inches thick and are ship lapped on two sides. These panels can be installed both horizontally and vertically which allows for a variety of installation options depending on the structure. Add value without sacrificing curb appeal.

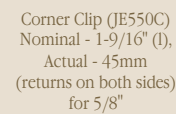
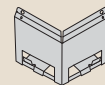
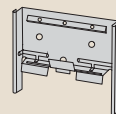
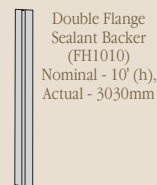
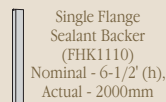
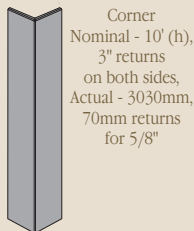
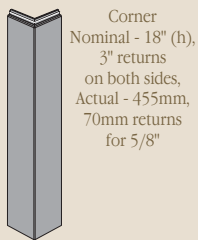


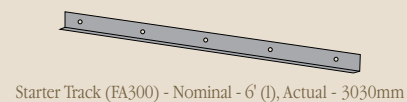
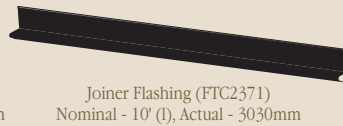
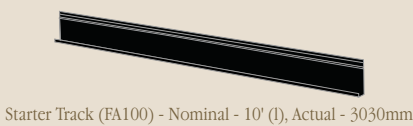
Product Specifications

Dimensions - Nominal	18" [h] x 10' [l]
Dimensions - Actual	455mm [h] x 3030mm [l]
Thickness	Nominal 5/8", Actual 16mm
Weight Per Panel	4.2 lbs. per sq. ft.

TimberlandPanel™ offers:

- Deep wood grain textures
- Long-lasting pre-finish
- 50-year limited warranty*
- A low maintenance product

TimberlandPanel™ Installation Accessories



Silica Dust Warning: NICHIIHA products contain crystalline silica [a.k.a. sand, silicon dioxide], which is a common Earth's naturally occurring mineral. Inhalation of crystalline silica into the lungs and repeated exposure to silica, can cause health disorders, such as silicosis, lung cancer, or potentially death depending upon various factors. To be conservative, Nichiha recommends that whenever drilling, cutting, sawing, sanding or abrading the product, users must observe the following safety practices. 1] Use best work practices to reduce airborne dust concentrations. 2] Use a fiber cement circular saw with a dust collector for cutting (e.g., Makita 5057KB). The dust collector must be connected to a HEPA vacuum. 3] Do not use compressed air for cleaning dust. 4] Work outdoors where feasible, otherwise use mechanical ventilation. 5] Everyone handling Nichiha products or in the vicinity of others using Nichiha products must wear safety glasses and properly fitted respirators prior to handling Nichiha products. Nichiha requires that users wear a **NIOSH/OSHA approved respirator with a rating of N100, O100 or P100** in accordance with applicable government regulations and manufacturer instructions. 6] All employers must comply with the OSHA PEL and ACGIH TLV-TWA. 7] Warn others in area. These requirements are designed to help minimize exposure to crystalline silica. We also require that you read all instructions and warnings [including MSDS] prior to using NICHIIHA's products. For further information or questions, please consult the MSDS or your employer. The MSDS for Nichiha products are available at nichiha.com, at your local Nichiha dealer or through Nichiha directly at 1.866.424.4421. FAILURE TO ADHERE TO OUR WARNINGS, MSDS, AND OTHER INSTRUCTION MAY LEAD TO SERIOUS PERSONAL INJURY OR DEATH.

FIBER CEMENT AT ITS BEST and TIMBERLANDPANEL are trademarks of Nichiha USA, Inc.
*See Nichiha warranties for detailed information on terms, conditions and limitations.
NOTE: Printed material may not accurately depict actual product color.
©2009 Nichiha USA, Inc. All rights reserved. Printed in the USA. DG 05/09 NP-3020



Nichiha USA, Inc.
6659 Peachtree Industrial Blvd.
Suite AA, Norcross, GA 30092
Toll Free: 1.86 NICHIIHA 1,
(866) 424-4421
P. (770) 805-9466
F. (770) 805-9467
nichiha.com

Fiber Cement At Its Best™