

CULPEPER WOOD
EXCLUSIVELY
FOR
INDEPENDENTS



“WE BELIEVE IN THE VALUE OF
FORGING LONG TERM PARTNERSHIPS
WITH LIKE-MINDED COMPANIES. OUR
ALLEGIANCE ENSURES OUR MUTUAL
SURVIVAL AND PROSPERITY.”

—Josh Daniel, Owner and President



CULPEPER PROMISE

The Culpeper promise is, and always has been, about the customer. It is about valuing each customer individually and forging partnerships throughout the entire supply chain that foster stability, long term growth, and profitability for all of the customers we serve.

Our Promise to You



Exclusively Independent

We remain steadfastly committed to serving independent lumber dealers exclusively. We will remain loyal to you, and we are honored to make you our singular focus and priority. All of our energy and resources are employed to serve you, help grow your business, and make you successful.



Quality Products

We are committed to partnering with the best producers of Southern Yellow Pine to supply all of our independent lumber dealers with products that are superior in quality and meet expectations relative to grade. By using our pressure treated lumber, you can be confident that you are using the highest quality product in the market backed by one of the largest producers in the industry.



Service and People

We are committed to employing, training, and maintaining a knowledgeable sales team and staff who understand the specific needs and challenges of independent lumber dealers. We genuinely care about you and your success, and will go the extra mile to meet your every need in an effective, friendly, and accommodating manner.



Facilities and Capabilities

We will operate the most up-to-date plants and equipment to produce and ship your orders quickly and efficiently. We will also continue to offer our independent lumber dealers the most extensive array of products available anywhere to help you grow your business and gain a competitive edge.

 **CULPEPER FACT** CULPEPER WOOD PRESERVERS HAS BEEN FAMILY-OWNED AND -OPERATED SINCE 1976. WE SERVE INDEPENDENT LUMBER DEALERS EXCLUSIVELY.

OUR PRODUCTS

Your One Source for Quality

At Culpeper Wood Preservers, we are constantly searching for new products and services to help our customers stay more competitive.

Over the years, we have expanded our pressure treated lumber product offering to meet just about every need or application.

We stock all of the products listed, and we continue to grow our product lines in response to the ever changing needs of our customers.

"WE CARRY THE MOST EXTENSIVE ARRAY OF PRODUCTS IN THE INDUSTRY. THESE PRODUCTS OFFER MORE OPPORTUNITY FOR ADDITIONAL PROFIT AND ARE ON THE GROUND AND READY FOR IMMEDIATE SHIPMENT."

—Jim Powell, Vice President and Plant Manager, Shelbyville, Indiana

CULPEPER WOOD PRESERVERS IS PROUD TO PARTNER WITH OSMOSE TO SUPPLY YOU THE LATEST ADVANCEMENTS IN TREATED LUMBER. WE TREAT WITH MICROPRO, CCA, AND BORATE.



CULPEPER AQUA SHIELD IS OUR OPTIONAL BUILT-IN WATER REPELLENT. Available on limited items only.

PRODUCT PAGES



4-5

EVERYDAY
PRODUCTS



6-7

CULPEPER
SELECT



8-9

CULPEPER
PREMIER



10-11

CULPEPER
CLEAR



12-13

ACCESSORIES



14-15

FENCE PANELS
& BOARDS



16-17

SPLIT RAIL
& ROUND POSTS



18-19

HEAVY
TIMBERS



20-21

PORCH
FLOORING



22-23


COMPOSITE
MATERIALS




CULPEPER FACT SOUTHERN YELLOW PINE GROWS ACROSS THE SOUTHERN UNITED STATES, FROM EAST TEXAS TO VIRGINIA. IT IS A RARE COUNTY THROUGHOUT THIS REGION THAT DOES NOT CONTAIN ONE OF THE FOUR MAIN SPECIES: SHORTLEAF, LONGLEAF, LOBLOLLY, OR SLASH.



CULPEPER FACT AT ONE TIME, #2 COMMON AND #1 COMMON WERE REFERRED TO AS #2 & BETTER AND #1 & BETTER. WITH THE ADVENT OF PRIME AND OTHER GRADES, YOU MAY HAVE NOTICED THE TERM "& BETTER" IS NOW SELDOMLY USED. **FOR MORE INFORMATION ABOUT LUMBER GRADES, SEE PAGE 24.**



CULPEPER FACT ALL OF OUR PLANTS ARE EQUIPPED WITH RAIL SIDING, GIVING US ACCESS TO MORE OF THE BEST SOUTHERN YELLOW PINE PRODUCERS.



1

2

3

4

“CULPEPER WOOD PRESERVERS IS ALL ABOUT PRODUCT QUALITY AND PRESENTATION. HAVING PAVED YARDS WITH MANY ACRES OF COVERED STORAGE ENSURES THAT YOUR PRODUCT ARRIVES BRIGHT, CLEAN, AND FRESH.”

– Scott Homer, Operations Manager
Fredericksburg, Virginia

CULPEPER EVERYDAY PRODUCTS – MIKE'S CRAB HOUSE, PASADENA, MD

At Culpeper Wood Preservers, we know your reputation is on the line with every project you build. It is no secret that homeowners today demand a high quality product that looks great. By using Culpeper pressure treated lumber, you can be confident that you are using the highest quality product backed by one of the largest producers in the industry. We stand firmly behind all of the products we sell, so trust your reputation to Culpeper Wood Preservers.

4 CULPEPER EVERYDAY PRODUCTS

1 Dimensional Lumber

- 2x4, 2x6, 2x8, 2x10, 2x12 #2 (8'-24')
- 2x4, 2x6, 2x8, 2x10, 2x12 #1 (8'-24')
- 2x4, 2x6 #2 Prime (8'-16')
- 2x4, 2x6 #3 Plate Stock (16' only)

2 Timbers

- 4x4, 4x6, 6x6, 6x8, 8x8 #2 (8'-30')
- 4x4, 4x6, 6x6 #1 (8'-24')
- 4x4, 4x6, 6x6 Radius Edge (8'-20')

Plywood

- 1/2" CDX, UL, BCX 4x8 Sheet
- 3/4" CDX, UL, BCX 4x8 Sheet
- 5/8" CDX, UL, BCX 4x8 Sheet
- Interior Fire Treated

Radius Edge Decking

- 5/4x6 Standard (8'-20')
- 5/4x6 Premium (8'-20')
- 5/4x4 Premium (8'-16')
- 5/4x6 Select (8'-20')
- 5/4x6 C grade (8'-16')

3 Boards

- 1x4, 1x6, 1x8 #2 (8'-12' & 16')
- 1x4, 1x6 #2 Prime, Appearance Grade (8'-12' & 16')
- 1x4, 1x6, 1x8 D-Grade (8'-12' & 16')
- 1x4, 1x6, 1x8 C-Grade (8'-12' & 16')
- 1x10, 1x12 available as special order (8'-12' & 16')

4 Tongue & Groove

- 2x4, 2x6, 2x8, 2x10 Square Edge (8'-20')
- 2x4, 2x6, 2x8, 2x10 V One Side (8'-20')
- 2x4, 2x6, 2x8, 2x10 V Two Sides (8'-20')
- Tongue & Groove is available in all grades



CULPEPER SELECT – RICHMOND, VA

6 CULPEPER SELECT

At Culpeper Wood Preservers, we have a complete selection of premium products available to you. You want a full selection of the highest quality dimensional and specialty lumber products—something better than the standard grades found at a big box retailer. That's why we provide products that help set you apart and give you a competitive edge.

We have the products to fit any application or budget. But for those customers who want wood designed to exceed expectations, choose Culpeper SELECT, PREMIER, or CLEAR.

CULPEPER SELECT

Culpeper SELECT is #1 Prime Grade and our most popular premium product. Culpeper SELECT has a #1 Grade knot structure, but its most redeeming feature is what it doesn't have. With four usable edges, it is virtually wane-free. If you are looking for a cut above #1 lumber, choose Culpeper SELECT—whatever your project.

Available in
① 2x4, 2x6 (8'-16 & 20')

Actual Dimensions:
2x4 (1-1/2" x 3-1/2")
2x6 (1-1/2" x 5-1/2")

Other SELECT products:
② 2x2: 36", 42", 48", 8', 12'
Jumbo Balusters

5/4x6 Select (8'-16 & 20')
4x4, 4x6, 6x6 Radius Edge Timbers
(8'-12' & 16')



*Four usable edges.

CULPEPER SELECT PLUS

SELECT PLUS is Culpeper SELECT remanufactured at our plant to give it an extra smooth surface and a noticeable 1/4" radius edge on all four sides. While the remanufacturing process makes the dimensions of this board slightly smaller, for all the benefits of Culpeper SELECT, plus an added level of refinement that you can clearly see and feel, choose Culpeper SELECT PLUS.

Available in
2x4, 2x6 (8'-16 & 20')

Actual Dimensions:
2x4 (1-3/8" x 3-3/8")
2x6 (1-3/8" x 5-3/8")



*Noticeable 1/4" radius edge on all four sides.



CULPEPER PREMIER – BALTIMORE, MD

8 CULPEPER PREMIER

CULPEPER PREMIER

Culpeper PREMIER is a dense grade of lumber presorted at our plant, and only the best boards with little to no wane make the cut. It has superior strength properties, but most people choose this board because of how it looks. They love PREMIER for its much tighter growth rings as well as the fact that it has fewer and smaller knots. It is also denser and stronger for added stability. If you want a board that possesses both beauty and brawn, look no further than Culpeper PREMIER.

Available in
1 2x4, 2x6 (8'-16')
Actual Dimensions:
2x4 (1-1/2" x 3-1/2")
2x6 (1-1/2" x 5-1/2")



*Tighter growth rings for added stability.

CULPEPER PREMIER PLUS

PREMIER PLUS is Culpeper PREMIER remanufactured at our plant to give it an extra smooth surface and a noticeable 1/4" radius edge on all four sides. While the remanufacturing process makes the dimensions of this board slightly smaller, it is large on looks. For all the benefits of Culpeper PREMIER, plus an added level of refinement that you can clearly see and feel, choose PREMIER PLUS.

Available in
2x4, 2x6 (8'-16')
Actual Dimensions:
2x4 (1-3/8" x 3-3/8")
2x6 (1-3/8" x 5-3/8")



*Noticeable 1/4" radius edge on all four sides.



CULPEPER CLEAR PLUS — ASHBURN, VA

10 CULPEPER CLEAR

CULPEPER
CLEAR

Culpeper CLEAR has a warm, rich, distinctive wood grain, and as the name implies, it is virtually knot-free, and also wane-free. This wood is pristine and milled at our plant, giving it an extra smooth surface and a noticeable 1/4" radius edge on all four sides. While the dimensions of this board are slightly smaller, Culpeper CLEAR is for the homeowner or builder who wants the best, most attractive wood available anywhere. Make your deck the envy of the neighborhood with Culpeper CLEAR.

Available in
1 2x4, 2x6 (12', 16', 20' only)
Actual Dimensions:
2x4 (1-3/8" x 3-3/8")
2x6 (1-3/8" x 5-3/8")

Other CLEAR products:
5/4x6 Radius Edge Decking (8'-16')
2 2x2: 36", 42", 48", 8', 12' Clear Balusters



*Rich, distinctive wood grain.

CULPEPER
CLEAR PLUS

CLEAR PLUS is Culpeper CLEAR remanufactured with relief cuts that run the entire length of the underside of the board. This unique profile helps reduce cupping and over the lifetime of your deck adds an extra level of protection against the effects of nature, making CLEAR PLUS the ultimate deck board.


Available in
3 2x6 (12', 16', 20' only)
Actual Dimensions:
2x6 (1-3/8" x 5")

THE ULTIMATE DECK BOARD



*Remanufactured with relief cuts that run the entire length of the underside of the board.



 **CULPEPER FACT** WE HAVE A DEDICATED SALES TEAM AT EACH LOCATION WHO UNDERSTAND THE UNIQUE NEEDS AND CHALLENGES OF THE INDIVIDUAL MARKETS THEY SERVE.



We carry a full line of accessories to complement your deck or home. All accessories are made of top quality #1 Grade Southern Yellow Pine unless otherwise indicated.

Balusters

2x2: 36", 42", 48", 8', 12'
Actual Dimensions:
1-3/8" x 1-3/8"

2x2: 36", 42", 48", 8', 12'
Clear Grade
Actual Dimensions:
1-3/8" x 1-3/8"

2x2 Jumbo: 36", 42", 48", 8', 12'
Actual Dimensions:
1-7/16" x 1-7/16"

All Balusters Available in
SE, B1E, B2E



Turned Spindles

2x2x36" Colonial Spindle
Actual Dimensions:
1-3/8" x 1-3/8"

2x3x36" Contemporary Spindle
Actual Dimensions:
1-3/8" x 2"

3x3x36" Classic Spindle
Actual Dimensions:
2-1/4" x 2-1/4"



Posts

48" Modern Gothic Deck Post

48" Double Grooved Deck Post

54" Colonial Turned Post
White Pine

Handrails

2x4x8' and 12'
Traditional Handrail

2x3x8' and 12' Oval Handrail
Clear Grade

Step Stringers

3 Step, 4 Step, 5 Step, 6 Step
7" rise, 11" run

8, 10, 12, and 16 Step Stringers
are available as special order



Lattice

4x8 Regular
3/8" Thick, 2-5/8" Hole Size

4x8 Heavy Duty
3/4" Thick, 2-5/8" Hole Size

4x8 Regular Privacy
3/8" Thick, 1-3/4" Hole Size

4x8 Ultra Privacy
3/8" Thick, 3/4" Hole Size

Lattice Strips

1/4x2x8' and 16'

Mailbox Posts

Gothic Top, Slant Top

Grade Stakes

Our grade stakes are ideal for garden stakes, bracing a post, anchoring a tree, securing and stabilizing lawn edging, laying out a new deck or patio, and bracing concrete forms.

Available in
12", 18", 24"

Treated Maine Ornamental Post Caps

4x4 Newport Ball

4x4 Newport Classic

4x4, 6x6 Victoria Copper Highpoint

4x4, 6x6 Victoria Stainless Steel Highpoint





CULPEPER FENCE PANEL – SUMTER, IN

FENCE PANELS

We manufacture all of our fence panels at our Fredericksburg, Virginia, plant. They come in a variety of styles and are built to last.

6' x 8' Privacy

This fence panel is made from 1x6x6 Appearance Grade fence boards that are fastened with ring shanked nails to 2x3x8 back rails. Panels consist of 17 boards with 3 back rails.



6' x 8' Shadow Box

This fence panel is made from 1x6x6 Appearance Grade fence boards that are fastened with ring shanked nails to 2x3x8 back rails. Boards are nailed alternating on each side of the back rail, giving a pleasant appearance to both sides of the panel. Panels consist of 19 boards with 3 back rails.



6' x 8' French Gothic

This fence panel is made from 1x4x6 Appearance Grade fence boards that are fastened with ring shanked nails to 2x3x8 back rails. Panels consist of 27 boards with 3 back rails.



6' x 8' Dog Eared

This fence panel is made from 1x4x6 Appearance Grade fence boards that are fastened with ring shanked nails to 2x3x8 back rails. Panels consist of 27 boards with 3 back rails.




6' x 8' Arched Top

This fence panel is made from 1x6x6 Appearance Grade fence boards that are fastened with ring shanked nails to 2x3x8 back rails. Panels consist of 17 boards with 3 back rails.



42" & 48" x 8' French Gothic Spaced Picket

This fence panel is made from 1x4x42" or 48" Appearance Grade fence boards that are fastened with ring shanked nails to 5/4x4x8 back rails. Panels consist of 16 fence boards with 2 back rails.



FENCE BOARDS


For backyard beauty and privacy, Culpeper offers a variety of fence boards to match any style.

#2 Fence Boards

Gothic Top, Dog Ear, Square
1x4: 3' – 12' #2
1x6: 3' – 12' #2
1x8: 3' – 12' #2

Western Red Cedar*

Gothic Top, Dog Ear, Square
1x4: 4', 5', 6', 8' WRC
1x6: 4', 5', 6', 8' WRC
2x4: 8', 10' WRC



Appearance Grade

Gothic Top, Dog Ear, Square
1x4: 3' – 12' APG
1x6: 3' – 12' APG
1x8: 3' – 12' APG

**Our 1x Western Red Cedar is #2 & Better, no hole/no prior select grade. This grade allows for primarily sound tight knots that are uniform in size. Wane and unsound knots are highly restricted. The actual size is 3/4" thick and the finish is S1S2E (smooth one side, two edges).*

**Our 2x Western Red Cedar is Standard & Better grade. This grade allows for no holes and very limited heart centers. Wane and loose knots are highly restricted and the finish is S4S (smooth four sides).*



FENCE POSTS

Wood fences are beautiful and traditional. Culpeper supplies fence posts in many different sizes and styles.

Available in
Gothic Top, Square, Chamfered
4x4: 6' – 12' #1
4x4: 6' – 12' #2
5x5: 6' – 12' #2

6x6: 6' – 12' #2
8x8: 6' – 12' #2
4x4x8 Rough is also available (8' only)

ROUGH FENCE BOARDS

Rough fence boards are typically used for agricultural settings such as cattle farms and horse ranches. Culpeper offers a variety of options to meet any need.

Available in
7/8" x 6" x 16' Rough Pressure-treated Southern Yellow Pine
1" x 6" x 16' Rough Oak
1" x 6" x 16' Rough Poplar
(Actual dimensions listed)
1-1/8" x 6" x 16' Rough Pressure-treated Southern Yellow Pine



CULPEPER FACT ALL OF OUR PANELS CAN BE MADE USING WESTERN RED CEDAR. WESTERN RED CEDAR IS A SOFTWOOD TREE FOUND PRIMARILY THROUGH THE UPPER COASTAL RANGES OF WESTERN CANADA AND THE UNITED STATES, FROM ALASKA SOUTH THROUGH BRITISH COLUMBIA. WESTERN RED CEDAR HAS EXCEPTIONAL DIMENSIONAL STABILITY AND IS NATURALLY RESISTANT TO MOLD, DECAY, AND INSECTS.



CULPEPER FACT IT TAKES APPROXIMATELY ONE HOUR OR LESS TO PRESSURE TREAT A CHARGE OF LUMBER FROM START TO FINISH. A "CHARGE" TYPICALLY CONSISTS OF ONE AND NOT MORE THAN TWO TRUCKLOADS OF MATERIAL.

CULPEPER SPLIT RAIL FENCE – MIDDLEBURG, VA

SPLIT RAIL FENCE

There's nothing like the classic look of a split rail fence for agricultural or decorative uses. Simple in construction, its elegant lines and rustic simplicity make it a popular choice for every generation.

Split Rail Posts

2 Hole: Line, Corner, End
3 Hole: Line, Corner, End
Posts are treated Southern Yellow Pine

Split Rail Gates

42"x48", 48"x48", 60"x48"
Gates are treated Poplar

Split Rail

11' Rail
Rails are treated White Pine and/or Poplar



42"x48" Split Rail Gate



60"x48" Split Rail Gate

ROUND FENCE POSTS

Our round posts are carefully milled and graded visually to have less bark and fewer blemishes. After milling, our posts are allowed to "season" until dry. Once the post is dry, it is treated with MCA for "in ground" use and ready for shipment.



Rounds

4" – 5" x 7'
4" – 5" x 8'
4" – 5" x 10'
4" – 5" x 12'
4" – 5" x 14'
5" – 6" x 7'
5" – 6" x 8'
5" – 6" x 10'
5" – 6" x 12'
5" – 6" x 14'
6" – 7" x 7'
6" – 7" x 8'
6" – 7" x 10'
6" – 7" x 12'
6" – 7" x 14'



Half Rounds

6" – 7" x 7'
6" – 7" x 8'



Faced

5" – 6" x 7'
5" – 6" x 8'

Posts are Southern Yellow Pine



18

CULPEPER HEAVY TIMBERS

HEAVY TIMBERS

We have over 100 different sizes of heavy timbers on the ground and ready for immediate shipment. They are Southern Yellow Pine and available in both MCA and CCA in a multiple of treatment retentions. Whatever your project, we stock the timbers to meet your needs.

MCA TREATMENT RETENTIONS ARE AVAILABLE IN: .15, .23

	PCS	8'	10'	12'	14'	16'	20'	24'
3x4	64							
3x6	64							
3x8	48							
3x10	40							
3x12	32							
4x6	48							
4x8	42							
4x10	35							
4x12	28							
5x5	50							
6x6	32							
6x8	24							
6x10	20							
6x12	16							
8x8	18							
10x10 ROUGH	12							
12x12 ROUGH	6							

Additional custom sizes available. CCA available for approved EPA uses only.

MARINE, INDUSTRIAL, AND AGRICULTURAL PRODUCTS

Culpeper Wood Preservers offers a wide array of CCA treated lumber, timbers, and pilings for EPA approved uses. In addition, we carry hardware and all the accessories necessary to complete any project. CCA treatment retentions are available in: .40, .60, .80, 1.0, 1.5, and 2.5.

CCA Dimensional Lumber

2x4, 2x6, 2x8, 2x10, 2x12 #2 (8'-24')
2x4, 2x6, 2x8, 2x10, 2x12 #1 (8'-24')
2x8 #1 Prime (8'-20')

CCA Timbers

4x4, 4x6, 6x8, 8x8 #2 (8'-30')
4x4, 4x6, 6x6 #1 (8'-30')

CCA Tongue & Groove

2x10, 3x10 Square Edge (8'-20')

CCA Piling

8" Butts
10', 12', 14', 16', 20', 25'
9" Butts
10', 12', 14', 16', 20', 25'
10" Butts
12', 14', 16', 20', 25', 30'
12" Butts
20' – 35'
8" Tops
20' – 40'
Class B
20' – 70'

Armadillo by Rhino Deck

12', 16', 20' Driftwood (Square Edge)
Please see page 23 for additional Armadillo products we have available.

Vinyl Sheet Piling

Clay Color
Various Thicknesses
Gray Color
Various Thicknesses

Hardware

Nails, Spikes, Tie Rods, Helicoils, Hex Bolts, Timber Bolts, and Washers

ThruFlow

12" x 36"
12" x 48"
12" x 60"
Available in Clay, Maple, and Sea Foam



CULPEPER FACT SOUTHERN YELLOW PINE IS THE MOST TREATABLE OF ALL SOFTWOOD SPECIES. ITS UNIQUE CELLULAR STRUCTURE PERMITS DEEP, UNIFORM PENETRATION OF PRESERVATIVES, RENDERING THE WOOD USELESS AS A FOOD SOURCE FOR FUNGI, TERMITES, AND MICRO-ORGANISMS.

CULPEPER PORCH FLOORING – CHARLESTON, SC

The porch stands the test of time as an architectural icon, adding comfort, distinction, and value. Today's home designs incorporate the porch as a natural extension of the family's living space. Southern Pine, combined with the technology of wood preservation, is a superior choice for building a porch. With its built-in resistance to decay and termites, pressure-treated Southern Yellow Pine porch flooring, when properly installed, will provide decades of satisfying service.

20 CULPEPER PORCH FLOORING

SOUTHERN YELLOW PINE PROFILES

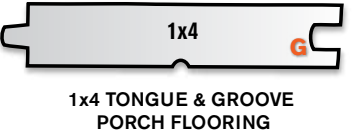
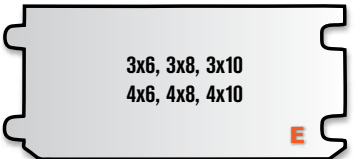
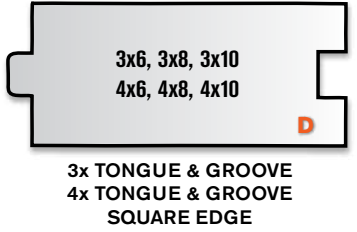
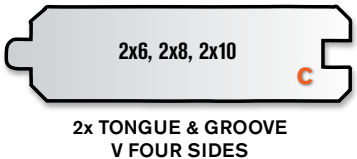
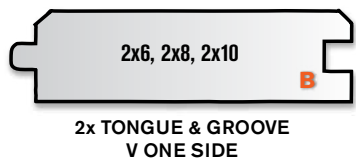
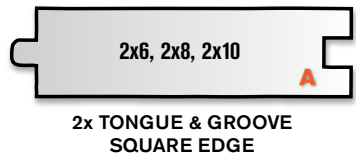
Southern Yellow Pine is a superior choice for all kinds of applications, including flooring, siding, ceiling, and paneling. We custom mill all of the patterns depicted in this catalog.

A separate publication, *SFPA Southern Pine Patterns*, is available online. For additional information, visit www.southernpine.com/publications.asp.

Please visit our website, www.culpeperwood.com, for installation instructions and considerations.

SYP Moulding Profiles

Culpeper has labeled each pattern with a letter for easier reference. When ordering, specify the letter and grade of material you desire.



LANDSCAPE TIMBERS



Used for lawn edging, retaining walls, and garden beds, these products are economical and beautify any home.

3x5x8 Landscape Timbers
6x6x8 #3 also available

Please see page 19 for all the timbers we stock.

ROOF CANTS



Prevent leaking with our pressure treated roof cants. Placed in the corners where horizontal roof surfaces meet vertical walls, cants function to keep the flashing or other roofing materials

(which usually have a limited bending radius) from tearing at these corners and leaking.

Available in
4x4 (8', 10' and 12')



CULPEPER FACT THE FORMOSAN TERMITE HAS BEEN DESCRIBED AS THE MOST AGGRESSIVE AND DESTRUCTIVE TERMITE IN THE WORLD. ORIGINALLY A NATIVE OF MAINLAND CHINA, THE FORMOSAN TERMITE IS BELIEVED TO HAVE BEEN INTRODUCED TO THE CONTINENTAL U.S. AFTER WORLD WAR II IN MILITARY SHIPMENTS FROM THE PACIFIC INTO NEW ORLEANS AND OTHER SOUTHERN PORTS.



RUSTIC RED SHOWN

22 CULPEPER COMPOSITE MATERIALS



CANYON GREY SHOWN

ARMADILLO BY RHINO DECK

Armadillo's "hardshell" is permanently fused to its composite core, providing better control over pigmentation, resulting in a denser, richer color, more variation, and a more realistic look. Made from 100 percent recycled material, Armadillo will not rot, split, splinter, check, or suffer structural damage from fungal decay. Armadillo is backed by a 20-year limited warranty that includes a 2-year labor warranty.

Available in
Rustic Red, Canyon Grey, Painted Desert,
Driftwood, Foxtail
5/4x6 Grooved: 12', 16', 20'
5/4x6 Square: 16'
3/4" x 12" x 12' Fascia Board
Deck Clips with Coated Screws
Board End Sealer

Please visit our website, www.culpeperwood.com, for more information.



XPANSE RAILING

It sure doesn't sound beautiful if your railing rattles and squeaks. Cut the noise and install the strength and beauty of Xpanse Railing. The elegant top rail makes Xpanse Railing ideal for front porch or back deck applications that require low-maintenance and the look of hand-painted wood. Plus, the hidden fastener system ensures that unsightly hardware won't detract from the beauty of the finished porch or deck.

Available in
White and Wicker



WHITE VINYL LATTICE

Our white vinyl lattice is made of durable plastic, but looks natural, making it the perfect accent for your home and garden. It is virtually maintenance-free and will not rot, splinter, or decay.

Available in
4x8 Traditional Lattice
4x8 Privacy Lattice
4x8 Square Lattice
C – Channel (End Cap)
H – Channel (Divider)

SOUTHERN YELLOW PINE GRADES

As you leaf through our product catalog, you will recognize the many different grades of lumber we stock. We think it is only appropriate to attempt to describe these grades for your reference to help you better understand what we currently stock and what is additionally available to you and your customers. Please keep in mind that with the advent of prime grades, the differences between the grades of lumber have become even more defined and distinct. As a result, we have more grades available to our customers now than at any other time in the history of our company. As we can find no formal and simple description of all the different grades, we attempt to describe the grades that we currently stock so that you can decide what best fits your need and customer base.

Dimension Grades

- #3 Common:** When appearance is of no concern, this construction grade will contain large knots, excessive wane, occasional knot holes, and manufacturing defects.
- #2 Common:** When appearance is of moderate concern, this construction grade will contain moderate sized knots (occasionally unsound) and can have a considerable amount of wane. Keep in mind that with the introduction of Prime grades, #2 Common no longer contains some of the better grades that used to be included.
- #2 Prime:** A step up from #2 Common in appearance, this grade will have characteristics similar to those found in #2 Common—the difference is #2 Prime is virtually wane-free. When referring to fence boards, this grade is often called Appearance Grade.
- #1 Common:** When appearance becomes more of a factor, #1 Common will contain smaller, fewer knots and have less wane than found in #2 Common. Keep in mind that with the introduction of Prime grades, #1 Common no longer contains some of the better grades that used to be included.
- #1 Prime:** A step up from #1 Common in appearance, this grade will have characteristics similar to those found in #1 Common—the difference is #1 Prime is virtually wane-free. We make every effort to source this product from a single supplier to ensure a superior product.
- Dense Grades (i.e., Dense Select Structural, #1 Dense):** These grades have superior density, strength, and stability properties. These same properties make this grade an excellent choice when appearance is a major concern. While it can have wane similar to that found in #1 Common, it has tighter growth rings and contains smaller and fewer knots.
- C Grade:** When appearance is of paramount concern, this grade, as the name implies, is virtually knot-free and wane-free. It has a warm, rich, distinctive wood grain and has superior density, strength, and stability properties.

Decking Grades

- Standard:** When appearance is of moderate concern, this decking grade will contain larger, more frequent knots, but because it is primarily designed for decking, it is virtually wane-free.
- Premium:** When appearance becomes more of a factor, this decking grade will contain far fewer and much smaller knots than Standard and is also virtually wane-free.
- Clear:** When appearance is of paramount concern, this decking grade, as the name implies, is virtually knot-free and wane-free.

Board Grades

- #2:** When appearance is of moderate concern, this grade will contain moderate size knots and can have a considerable amount of wane. It is most commonly used for sheathing and applications where a fine finish is not required.
- Appearance Grade (APG):** A step up from #2 in appearance, this grade will have characteristics similar to those found in #2—the difference is Appearance Grade is virtually wane-free. Note that Appearance Grade boards bear no ink stamp or grade mark.
- D Grade:** When appearance is more of a factor, D Grade will contain smaller, fewer, tight, sound knots and is virtually wane-free. It is most commonly used in applications requiring a fine finish, such as flooring and wall paneling.
- C Grade:** When appearance is of paramount concern, this grade, as the name implies, is virtually knot-free and wane-free. It is also most commonly used in applications requiring a fine finish.

CULPEPER DIRECTORY

CULPEPER, VIRGINIA

OFFICE: (540) 825-5200 or
(800) 817-6215

FAX: (540) 825-9162

- Josh Daniel
Owner and President
- Jonathan Jenkins
Executive Vice President
- Larry Lang
Executive Vice President
- Shawn Evans
Sales and Head of Operations
- Beth Martin
Sales
- Christy Packett
Sales
- Hillary Kuker
Sales
- Joe Middleton
Sales
- Ryan Michnya
Sales
- Amy Zarn
Sales Assistant
- Ashley Corbin
Sales Assistant
- Katie Coppedge
Sales Assistant
- Marissa Kreh
Sales Assistant
- Kim Wheeler
Office Manager
- Yvonne Gooding
Assistant to the President
- Linda Ryder
Receptionist
- Jay Miller
Operations Manager
- Matt Fincham
Operations Manager
- David Agger
Director of Logistics
- Natascia Winning
Logistics Manager
- Lia McCarley
Dispatcher
- Duane McDaniel
Treating Supervisor

FREDERICKSBURG, VIRGINIA

OFFICE: (540) 371-5338 or
(888) 297-9663

FAX: (540) 372-7841

- Jim Dudley
Vice President and Plant Manager
- Aric Conto
Sales
- JoAnne Wheeler
Sales Assistant
- Sherry Crosslin
Sales Assistant
- Amy Marie
Receptionist
- Scott Homer
Operations Manager
- Walter Priest
Logistics Manager
- Suzie Settle
Treating Supervisor

FEDERALSBURG, MARYLAND

OFFICE: (410) 754-0566 or
(866) 490-2958

FAX: (410) 754-0567

- Tom Spicer
Plant and Operations Manager
- David Rutkoski
Sales
- Donald Gebhart
Sales
- Don Cleary
Sales
- Sherri Niblett
Receptionist
- Jennifer Loveless
Sales Assistant
- Kenny Thomas
Treating Supervisor

SHELBYVILLE, INDIANA

OFFICE: (317) 398-3125 or
(800) 222-7857

FAX: (317) 398-4825

- Jim Powell
Vice President and Plant Manager
- Bob O'Neill
Sales
- Colin Miller
Sales
- Jay Macy
Sales
- Neil Lawrence
Sales Assistant
- Sandy Kaster
Sales Assistant
- Tiffany Dodds
Receptionist
- Jason Beckett
Operations Manager
- Teresa Carlton
Logistics Manager
- Mike Rogers
Treating Supervisor

COLUMBIA, SOUTH CAROLINA

OFFICE: (803) 788-5033 or
(800) 347-5033

FAX: (803) 788-1782

- David Anderson
Vice President and Plant Manager
- Angel Jordan
Sales Assistant
- Todd Grubbs
Sales Assistant
- Jamie Calcutt
Receptionist
- David Luce
Operations Manager
- Lee Nelson
Logistics Manager
- Tim Williams
Treating Supervisor

PURCHASING DEPARTMENT

OFFICE: (540) 825-5201 or
(800) 817-6215

FAX: (540) 825-5261


Jeff Lineberger
Vice President and Head of Purchasing

Jeff Clark
Purchaser

Austin Tribble
Purchaser

Phyllis Leavell
Purchasing Assistant





culpeperwood.com

Culpeper, VA (800) 817-6215 | Fredericksburg, VA (888) 297-9663 | Shelbyville, IN (800) 222-7857
Columbia, SC (800) 347-5033 | Federalsburg, MD (866) 490-2958