

CRAFTSMAN BUNGALOW

Shown with quintessential Andersen® A-Series window and door combinations.

An Authentic Innovation for Authentic Style.

For a home to be authentic to an architectural style, its windows and doors must be authentic to the style as well. Not only the type of windows and doors, but also their exterior trim, color palettes, grille patterns, hardware, wood species and interior finish.

That's why Andersen has created the Home Style Library. A first in the industry, the style library shows how easily you can use A-Series products and their innovative system of options to make architectural authenticity not only possible, but also easy to achieve.



THE HOME STYLE LIBRARY

Years of research have culminated in a powerful tool we call our Home Style Library that makes it easier than ever for you to create homes in a wide variety of architectural styles.

CREATING A COMMON LANGUAGE WITH HOMEOWNERS

Our Home Style Library gives you, your clients and your customers a shared vocabulary that makes it easy to discuss style preferences and architectural details.

THE ELEMENTS OF STYLE

Each home featured in our Home Style Library contains suggested combinations of Andersen® A-Series windows, doors, hardware, exterior trim and color palettes that are authentic to that home's architectural style.

The A-Series product combinations shown here were selected with the help of leading architects to create the Craftsman Bungalow home shown to the left.

Tall fractional with simulated check rail grille pattern

A-Series casement window:
Dark Bronze

Flat exterior trim with extended sill nose: Prairie Grass



A-SERIES STYLE RECOMMENDATIONS

EXTERIOR COLOR



Prairie Grass/Dark Bronze

INTERIOR STAIN



Espresso

HARDWARE



Window:
Traditional Folding Handle

Patio Door:
Albany

Finish:
Black

HOME STYLE LIBRARY PREVIEW

The Home Style Library includes classically recognized architectural styles. To view our complete Home Style Library, or to share it with your customers, visit andersenwindows.com/stylelibrary.



French Eclectic



American Farmhouse



Georgian/Federal



Cape Cod



Tudor



Queen Anne



Prairie



Exterior Options to Match Any Style.

A-Series products are available in a wide range of exterior colors and exterior trim choices. Even in harsh conditions, they're virtually maintenance-free, hold their original vibrant colors, never need painting, and won't flake, rot, blister, peel, pit or corrode.*

- Trim is available to complement a wide range of architectural styles
- Trim can be ordered as preassembled surrounds, in precut kits or as individual components
- Innovative trim attachment flange on A-Series windows allows preassembled exterior trim surrounds to be installed in seconds
- Installed independent of the window or door's water management system

See trim installation video at andersenwindows.com/exteriortrim.

EXTERIOR COLORS



Select any combination of colors shown here for your exterior frame, sash and trim.

* Visit andersenwindows.com/warranty or contact your Andersen supplier for details on the A-Series Limited Warranty. Printing limitations prevent exact duplication of colors and finishes. See your Andersen supplier for actual color and finish samples.

EXTERIOR TRIM THAT FITS WINDOWS, PATIO DOORS AND YOUR VISION

Exterior trim adds a finishing touch to your windows or doors and is often essential in achieving authentic architectural style. You can match the color of your windows or doors, or complement them with a different color. Durable A-Series exterior trim is low-maintenance and never needs painting.



Flat exterior trim with cornice head color: Canvas

Frame exterior color: Sandtone

Sash exterior color: Cocoa Bean

EXTERIOR TRIM STYLE OPTIONS



2" (51) Brick Mould
in Canvas color



3 1/2" (89) or 4 1/2" (114) Flat
in Terratone color



3 1/2" (89) or 4 1/2" (114) Flat with extended head
in Red Rock color



3 1/2" (89) or 4 1/2" (114) Flat with decorative drip cap
in Forest Green color



3 1/2" (89) or 4 1/2" (114) Flat with 2" (51) cornice head
in Prairie Grass color



3 1/2" (89) or 4 1/2" (114) Flat with 3 5/8" (92) cornice head
in White color

EXTERIOR TRIM SILL OPTIONS



2" (51) Brick Mould with extended sill nose
in Terratone color



3 1/2" (89) or 4 1/2" (114) Flat
in Sandtone color



3 1/2" (89) or 4 1/2" (114) Flat with extended sill
in White color



3 1/2" (89) or 4 1/2" (114) Flat with extended sill nose
in Prairie Grass color


Dimensions in parentheses are in millimeters.
Printing limitations prevent exact color duplication.
See your Andersen supplier for actual color samples.



Interior Options to Match Any Vision.

Six natural wood species. A variety of painted interior choices. And, six rich, factory-finished stain options. Plus exclusive Andersen® hardware that adds functional beauty to any home. With A-Series products, you have the flexibility you need to create interiors that please both you and your customers.

INTERIOR WOOD SPECIES OPTIONS



* Actual wood is Sapele, a non-endangered species of mahogany grown in Africa, with color and characteristics similar to American mahoganies. Naturally occurring variations in grain, color and texture of wood make each window one of a kind. We cannot guarantee consistency in wood grain and/or color within a particular species, product or project. Printing limitations prevent exact finish replication. Please see your Andersen supplier for actual finish samples.

STAINED INTERIOR OPTIONS

Shown on maple. Available with pine, maple and oak only.



PAINTED INTERIOR OPTIONS

Available with pine and maple only.



Available for windows only. See your Andersen supplier for details.



Functional Beauty.

The hardware for our A-Series windows is created exclusively for Andersen and is made of forged metal for added strength. A range of available finishes makes it easy for customers to coordinate their window hardware with their cabinet hardware, faucets and other room décor.



The tilt-in feature of A-Series double-hung windows allows one-hand operation for easier cleaning.

DOUBLE-HUNG HARDWARE

TRADITIONAL

Lock & Keeper



Hand Lift



Bar Lift



Finger Lift



Bold name denotes finish shown.

Antique Brass
Black
Bright Brass
Brushed Chrome
Distressed Bronze
Distressed Nickel

Gold Dust
Oil Rubbed Bronze
Polished Chrome
Satin Nickel
Stone
White

CASEMENT AND AWNING HARDWARE

TRADITIONAL FOLDING



CONTEMPORARY FOLDING



Bold name denotes finish shown.

Antique Brass
Black
Bright Brass
Brushed Chrome
Distressed Bronze
Distressed Nickel
Gold Dust
Oil Rubbed Bronze
Polished Chrome
Satin Nickel
Stone
White


Black
Bright Brass
Gold Dust
Oil Rubbed Bronze
Satin Nickel
Stone
White

Casement hardware folds in to avoid interfering with window treatments.



Casement locking mechanism

WINDOW HARDWARE FINISH OPTIONS



Antique Brass

Black

Bright Brass

Brushed Chrome

Distressed Bronze

Distressed Nickel

Gold Dust

Oil Rubbed Bronze

Polished Chrome

Satin Nickel

Stone

White

Hardware sold separately except double-hung lock and keeper.
Distressed bronze and oil rubbed bronze are "living" finishes that will change with time and use.
Printing limitations prevent exact finish replication. Please see your Andersen supplier for actual finish samples.

• DOOR HARDWARE •

Bold name denotes finish shown.



Hardware for Every Door. Styles for Every Person.

A-Series patio door hardware is available in eight different designs to match virtually any style. Yuma®, Encino®, Anvers®, Newbury®, Covington™ and Whitmore® hardware options each feature solid, drop-forged brass for added strength,

while Albany and Tribeca® hardware options are made of diecast zinc with durable powder-coated finishes. Additional hardware options such as exterior keyed locks, matching hinge finishes and more are also available.

• DOOR HARDWARE •

Bold name denotes finish shown.**COVINGTON™**

Antique Brass
Bright Brass
 Oil Rubbed Bronze

**WHITMORE®**

Antique Brass
 Bright Brass
 Oil Rubbed Bronze
 Satin Nickel


**ALBANY**

Black
Gold Dust
 Stone
 White

**TRIBECA®**

Stone
White

DOOR HARDWARE FINISH OPTIONS

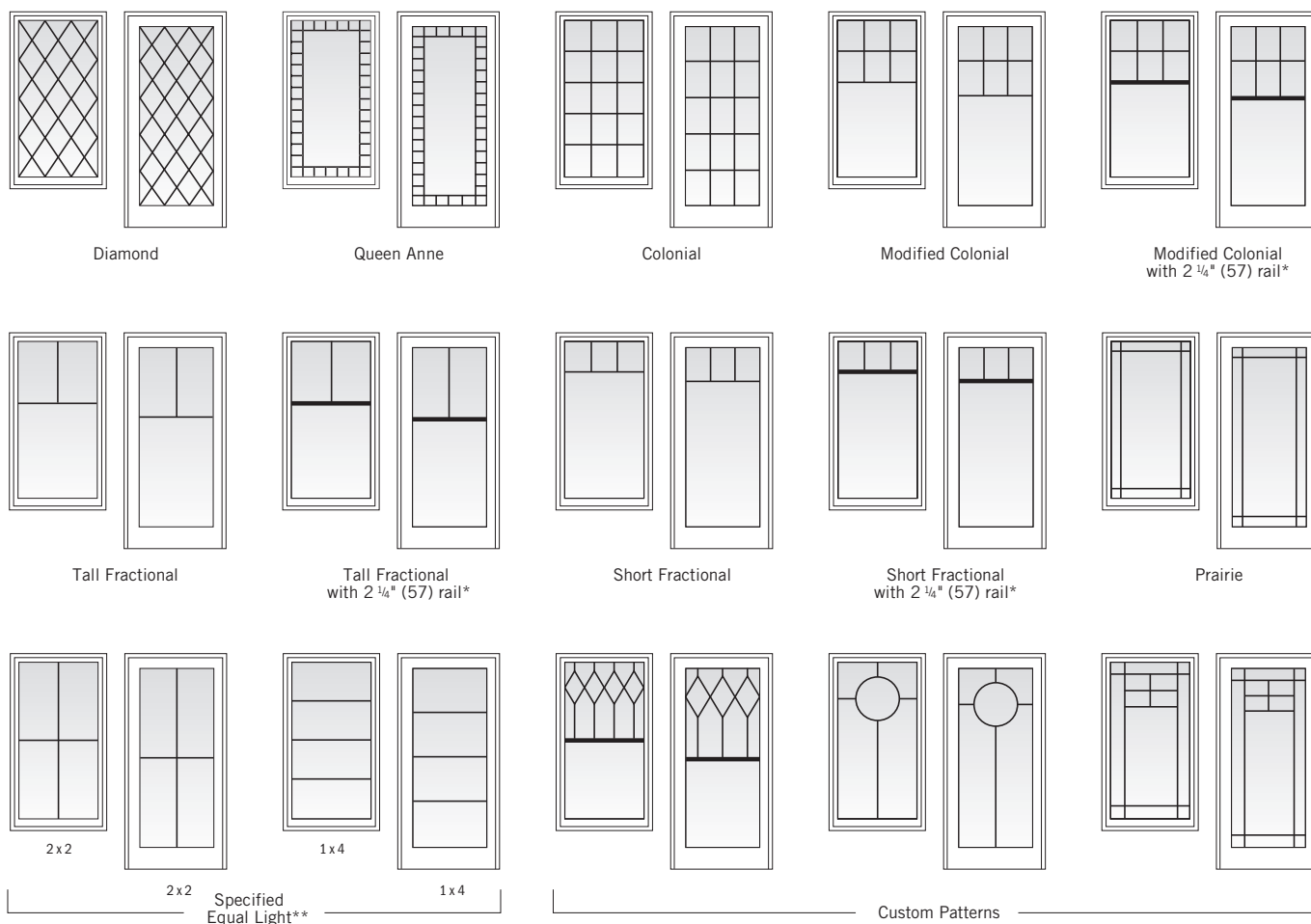


Hardware sold separately.
 Matching hinges available for inswing patio doors.
 Distressed bronze and oil rubbed bronze are "living" finishes that will change with time and use. Bright brass and satin nickel finishes on patio door hardware feature a 10-year limited warranty.
 Printing limitations prevent exact finish replication. Please see your Andersen supplier for actual finish samples.

A-Series Grilles for Every Home.

Andersen® A-Series windows and doors offer a variety of architecturally authentic grille types and standard grille patterns. We'll also work with you to provide your customers with custom grille designs for a signature look.

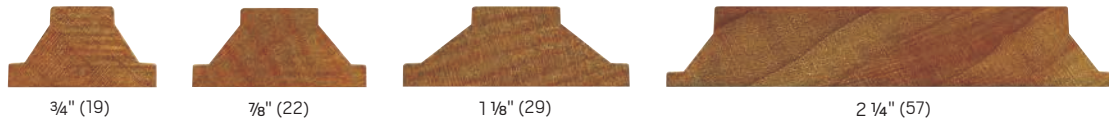
To see all the standard patterns available for a specific window or door, refer to the detailed sections of this book for each product or contact your Andersen supplier.



* Simulated check rails are also available in 7/8" (22) and 1 1/4" (32) widths.
 ** Specify number of same-size rectangles across or down. Some restrictions may apply.
 Some grille patterns not available in all configurations and products.
 Dimensions in parentheses are in millimeters.

GRILLE WIDTHS (ACTUAL SIZE SHOWN)

Shown: Cross sections of grilles showing standard widths and profiles.

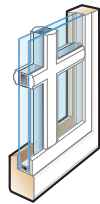


Our 2 1/4"(57)-thick grille can be positioned horizontally across the center of a casement window to simulate the look of a double-hung window.

GRILLE CONFIGURATIONS

FULL DIVIDED LIGHT

Give any window an authentic look with full divided light grilles that are permanently applied to the interior and exterior of your window with a spacer between the glass.



Permanent Exterior
Permanent Interior with Spacer

Spacer Option for Greater Energy Efficiency **NEW!**

The Energy Spacer option is available to help A-Series products with full divided lights and SmartSun™ glass be ENERGY STAR® certified in the Northern climate zone. Its narrow design creates a 3 millimeter gap around the spacer, helping to lower U-Factor values.

SIMULATED DIVIDED LIGHT

Simulated divided light offers permanent grilles on the exterior and interior with no spacer between the glass. We also offer permanent exterior grilles with removable interior grilles, available in natural wood or prefinished white.



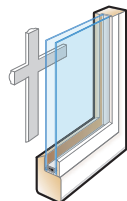
Permanent Exterior
Permanent Interior



Permanent Exterior
Removable Interior

CONVENIENT CLEANING OPTIONS

Removable interior grilles come off for easy cleaning. Andersen® Finelight™ grilles are installed between the glass panes and feature a contoured 3/4" (19) or 1" (25) profile.



Removable
Interior Grille



Finelight Grilles-
Between-the-Glass*



* 7/8" (22), 1 1/8" (29) and 2 1/4" (57) not available in Finelight grilles-between-the-glass. Dimensions in parentheses are in millimeters.


• ART GLASS •

Between-the-Glass Art Glass. Statements in Beauty, Style and Color.

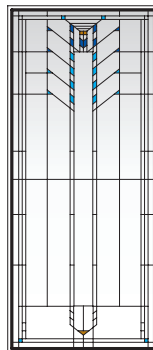
A-Series products are available with between-the-glass art glass, which places the decorative panel between the glass panes, providing superior protection for the art glass and making it easy to keep clean. Contact your Andersen supplier for availability.

FRANK LLOYD WRIGHT® SERIES*

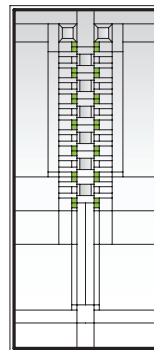
"Frank Lloyd Wright" and the Frank Lloyd Wright Series logo are registered trademarks of the Frank Lloyd Wright Foundation.



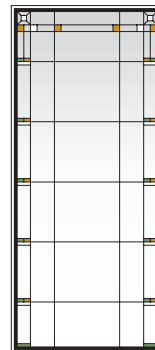
COLONNADE



EUCALYPTUS

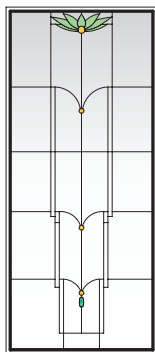


PRAIRIE RHYTHM

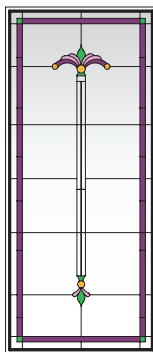


WICHITA

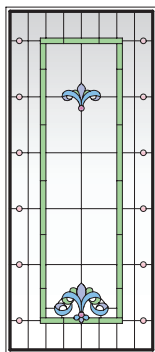
HISTORIC AND CLASSIC SERIES**




LOTUS



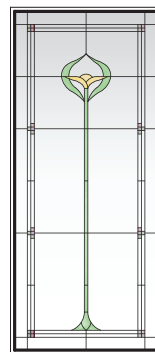
REGENCY




VICTORIA



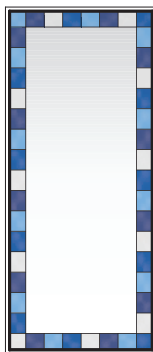
DIAMOND LIGHTS



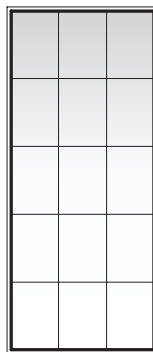
ARTS & CRAFTS




AMBER



QUEEN ANNE



RECTANGULAR
GRID



DIAMOND GRID

* All of the patterns are also available with clear glass.

** Classic Series glass patterns are available with semi-privacy glass or clear antique glass in place of colored glass. Additional color palettes are available. Patterns will vary based on product size and shape. Illustrations (except Amber) depict patterns for 6068 patio door.




EUCALYPTUS DESIGN



QUEEN ANNE DESIGN



VICTORIA DESIGN



ARTS & CRAFTS DESIGN

ART GLASS COLOR OPTIONS

You can order Andersen® art glass designs in standard color palettes, or create custom combinations. Color palettes and accent jewels for custom combinations are predetermined by style of art glass. For more on custom capabilities, contact your Andersen supplier.



Amber



Caramel



Cobalt



Copper



Dark Blue



Deep Green



Deep Rose



Deep Teal



Iridized Green




Light Blue



Light Green




Lilac



Marbled Green



Marbled White

Marbled
Yellow-Green

Moss Green



Navy Blue




Olive Green



Opal



Pale Blue



Rose



Sand



Teal



Topaz



Violet

ACCENT JEWELS



Amber



Lilac



Pink



Green



Opal Amber



Smoke

IRIDESCENT ACCENT TILES



Avocado Glimmer



Kiwi Glimmer



Tamarind Glimmer



Tangerine Glimmer

Art glass changes appearance greatly based on lighting in its environment, making it beautiful to look at, yet difficult to represent accurately in print.

Printing limitations prevent exact color replication.

Andersen art glass panel patterns vary based on window size and shape.

Colors used in the Frank Lloyd Wright® Series will vary from photos and actual glass samples due to the unique character of the mouthblown glass.

Colors in the Classic Series and Historic Series may also vary. Contact your Andersen supplier for more information.



Best-in-Class Glass.

Choose from a variety of high-performance glass options including new triple-pane glass and HeatLock® technology for even greater energy efficiency.

TRIPLE-PANE GLASS **NEW!**

Three panes of glass combine with either argon gas blend or air and Low-E coatings to provide enhanced energy performance. Adding triple-pane glass to one of our windows or doors results in a lower U-Factor value than using regular dual-pane glass.

HEATLOCK® TECHNOLOGY **NEW!**

Our HeatLock coating can increase the energy efficiency of any A-Series window or door with Low-E4® or SmartSun™ glass. Applied to the room-side glass surface, it reflects heat back into the home for improved performance.

Additional glass options are also available. Visit andersenwindows.com or see your Andersen supplier. See your local supplier for actual glass samples.



LOW-E4® SMARTSUN™ GLASS

It helps shield your home from the sun's heat, filtering out 95% of harmful UV rays while letting sunlight shine through, plus it provides all the benefits of Low-E4 glass.



LOW-E4 GLASS

Outstanding thermal performance for climates where both heating and cooling costs are a concern. It comes standard on all A-Series products and is up to 57% more energy efficient than ordinary dual-pane glass.*



LOW-E4 SUN GLASS

Outstanding thermal performance in southern climates where less solar heat gain is desired. It's tinted for maximum protection from the effects of intense sunlight while providing all the benefits of Low-E4 glass.

PERFORMANCE COMPARISON OF ANDERSEN® A-SERIES GLASS OPTIONS

GLASS	ENERGY		LIGHT	
	U-FACTOR	SOLAR HEAT GAIN COEFFICIENT	VISIBLE LIGHT TRANSMITTANCE	UV PROTECTION
	How well a product prevents heat from escaping.	How well a product blocks heat caused by sunlight.	How much visible light comes through a product.	How well a product blocks ultraviolet rays.
SmartSun™	● ● ● ○	● ● ● ● ●	● ● ● ○	● ● ● ●
SmartSun™ with HeatLock®	● ● ● ●	● ● ● ● ●	● ● ○ ○	● ● ● ●
Low-E4®	● ● ● ○	● ● ● ○	● ● ● ○	● ● ● ○
Low-E4® with HeatLock®	● ● ● ●	● ● ● ○	● ● ● ○	● ● ● ○
Sun	● ● ● ○	● ● ● ● ●	● ○ ○ ○	● ● ● ○
PassiveSun®	● ● ● ○	● ○ ○ ○	● ● ● ○	● ● ● ○
Triple-Pane with Low-E coatings on two surfaces	● ● ● ●	● ● ● ○	● ● ● ○	● ● ● ●
Clear Dual-Pane	● ○ ○ ○	○ ○ ○ ○	● ● ● ●	○ ○ ○ ○

Center of glass performance only. Visit andersenwindows.com for ENERGY STAR® map and NFRC total unit performance data.

TIME-SAVING TRANSLUCENT FILM


We help protect all of our products during delivery and construction with a translucent film on the glass. It also minimizes time spent masking on the jobsite, then peels away for a virtually spotless window. For details, contact your Andersen supplier or visit andersenwindows.com.

PATTERNED GLASS

Patterned glass lets in light while obscuring vision and adds a unique decorative touch to your home.




Cascade



Fern



Obscure



Reed

Cascade and Reed patterns can be ordered with either a vertical or horizontal orientation.

* Winter and summer values are based on comparison of Andersen A-Series double-hung window U-Factor and SHGC values to the U-Factor and SHGC for clear dual-pane glass non-metal frame default values from the 2006, 2009 and 2012 International Energy Conservation Code "Glazed Fenestration" Default Tables.

"ENERGY STAR" is a registered trademark of the U.S. Environmental Protection Agency.

Our Insect Screens Come in Different Types. Just Like Insects Do.

Optional insect screens are available for all A-Series products. Patio doors feature Andersen® fiberglass insect screens. For windows, choose aluminum insect screens or TruScene® insect screens for a more unobstructed view.

TRUSCENE® INSECT SCREENS

Made with a micro-fine stainless steel mesh, exclusive Andersen TruScene insect screens provide more than 50% greater clarity than our conventional insect screens. They let more fresh air and sunlight in, while doing a better job of keeping out small insects. Exterior TruScene insect screen frames are available in all standard colors. Interior insect screens are available with prefinished wood veneer frames as well as all interior painted options.

TruScene insect screens are not available on patio doors.
All comparisons are made to Andersen aluminum insect screens.



PREFINISHED WOOD FRAME OPTIONS

Casement and awning frames with TruScene insect screens are available in six wood veneers and six stain colors to match the interior finish. Pine frame with clear finish is shown.



FRAME OPTIONS FOR ALUMINUM INSECT SCREENS

For casement and awning windows, aluminum insect screen frames are available in Stone, White or Gold Dust as well as all interior painted options. Insect screen frames for all other windows are installed on the exterior of the window and match the unit's exterior color.



Stone




White



Gold Dust

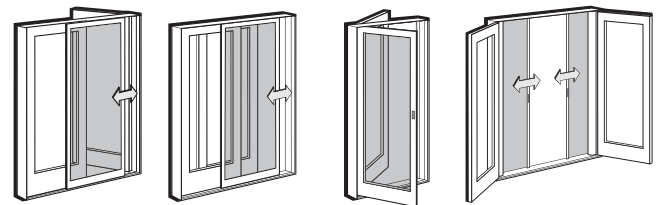
WINDOW CONFIGURATIONS

Full insect screens are available for all operating A-Series windows. Our double-hung windows also have the option of insect screens that cover only the lower sash.



PATIO DOOR INSECT SCREEN CONFIGURATIONS

A-Series patio door insect screens are available in several styles, including a top-hung gliding design for gliding and hinged doors.



Top-hung gliding shown on inswing door. Also available for two- and four-panel gliding doors.

Gliding shown on gliding door. Also available for four-panel gliding and two-panel inswing doors.

Hinged shown on inswing door. Also available for two-panel inswing doors.

Retractable shown on outswinging door. Also available for single-panel door. Retractable also available for gliding doors.



Our Best-Performing, Most Energy-Efficient Products.

The beauty of A-Series products goes beyond their looks and authentic architectural style. They're also the best-performing, most energy-efficient windows and doors we've ever offered. At Andersen, we believe our job is to do more than just make windows and doors. It's also to make you look good to your customers today and for years to come.



ENERGY-SAVING GLASS AND DESIGN

Andersen® products have glass options that are ENERGY STAR® certified, which can help reduce your energy bills while helping to protect the environment.

Visit andersenwindows.com/energystar for more information and to verify that the product and glass is ENERGY STAR certified in your area.



RIGOROUSLY TESTED

A-Series products have withstood testing that has taken them from temperatures as cold as Alaskan winters to the heat of Death Valley summers. They've stood up to hurricane-force winds and prolonged exposure to sea air.*

A-Series products feature the following ratings:

(Ratings vary by product performance and unit size. See the performance section for specific unit performance. For up-to-date performance values, visit andersenwindows.com.)


Windows	PG50 (DP50)
Gliding Patio Doors	PG50 (DP50)**
Hinged Patio Doors	PG45 (DP45)



FWHID33100HP +50/-50
(AAMA/WDMA/CSA 101/I.S.2/A440-08)

BUILT STRONG

We use solid wood in interior door panels and window sash and frames, plus fiberglass on outer door frames and window sash exteriors, to provide an unmatched combination of strength, insulation, versatility and beauty. Additionally, our Fibrex® composite material used in window frames and trim components delivers twice the strength and rigidity of vinyl.



VIRTUALLY MAINTENANCE-FREE EXTERIORS

Exteriors of A-Series windows and doors never need painting. They won't flake, rot, blister, peel, pit or corrode.†† Plus they're **warranted against corrosion for the life of the products,‡ with no washing or waxing required.††**



WATER MANAGEMENT THAT WORKS

These features work together to direct water away from buildings:

- Hermetically sealed corner keys keep frames tight
- Sloped sill on double-hung windows
- Sill on patio doors channels water away from the home
- Innovative trim attachment flange secures trim independent of the window or door's water management system



Andersen A-Series products are available with **impact-resistant glass** and structural upgrades to meet the tough building codes of coastal areas. Visit andersenwindows.com/coastal or refer to the *Andersen® Coastal Product Guide* for more information. See your local building code official for specific requirements.



FWHID33100HP Impact DPUP +65/-70
(AAMA/WDMA/CSA 101/I.S.2/A440-08)

OWNER2OWNER® LIMITED WARRANTY

Our renowned Owner-2-Owner® limited warranty is fully transferrable and not prorated, making it one of the best coverage plans available — which means it can add resale value for your customers. It's also supported by the industry's largest service network.††

SEALS OUT THE WEATHER

Weather-resistant seals stand up to eight inches of rain per hour and hurricane-force winds.* Double-hung windows feature a dual-bulb seal, and casement windows use refrigerator-type gaskets to help keep air and water out.

* Tested to AAMA/WDMA/CSA 101/I.S.2/A440-08 PG50.

** Three- and four-panel gliding doors 8'0" height units PG40.

† FWHID33100HP +50/-50 (AAMA/WDMA/CSA 101/I.S.2/A440-08). For more information visit andersenwindows.com/a-series.

†† Visit andersenwindows.com/warranty or contact your Andersen supplier for details on the A-Series Limited Warranty.

‡ Hardware excluded

‡ ‡ FWHID33100HP Impact DPUP +65/-70 (AAMA/WDMA/CSA 101/I.S.2/A440-08). For more information visit andersenwindows.com/a-series.



COMMON SIZE GRID


Common sizes in four-inch increments are based on the rough opening to simplify framing and specifying. Even-inch sizes eliminate fractions and reduce jobsite errors. A $\frac{3}{4}$ -inch (19) gap horizontally and vertically leaves room for shims, insulation and sill flashing.

CUSTOM SIZING

All Andersen® A-Series windows and doors can be ordered in $\frac{1}{8}$ -inch (3) increments, providing flexibility for replacement, remodeling, new construction or light commercial projects.

COMMON GLASS SETBACK

A common glass setback on A-Series windows and patio doors delivers noticeably clean shadow lines both inside and out.



The upper sash of double-hung windows align perfectly with casement windows, awning windows, picture windows, patio doors and transoms.

COMPLETE ALIGNMENT

Common sight lines allow you to specify any combination of window styles and still have them match and align perfectly.



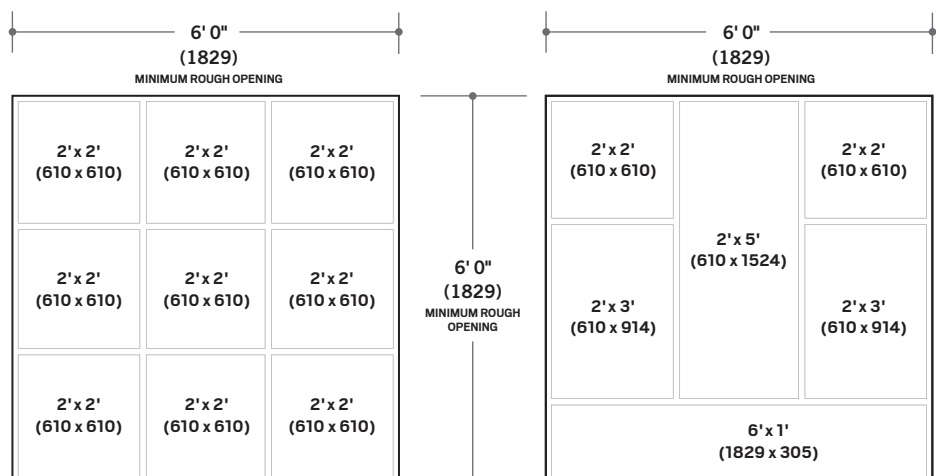
Windows share the same sash design, grille profiles and frame depth for consistent beauty with classic appeal.



EASY MATH

The A-Series window and door system simplifies selection and installation of multiple windows within a single rough opening. $\frac{3}{4}$ -inch (19) horizontal and vertical joins keep sizing consistent no matter how many or what size windows you combine.


The spacing in these illustrations is exaggerated for demonstration purposes.



Dimensions in parentheses are in millimeters.


WINDOWS

EXTERIOR




INTERIOR

WOOD SPECIES




FACTORY-FINISHED INTERIORS


 Shown in maple. Available with pine, maple and oak only.

Naturally occurring variations in grain, color and texture of wood make each window one of a kind. All wood interiors are unfinished unless a finish is specified.

PAINTED OPTIONS

 Available with pine and maple only.

See your Andersen supplier for availability of these painted options.



HARDWARE FINISHES



Distressed bronze and oil rubbed bronze are "living" finishes that will change with time and use.

HARDWARE

Bold name denotes finish shown.

Casement, Awning & Venting Transom Options[†]

CONTEMPORARY FOLDING



Black | Bright Brass | Gold Dust
Oil Rubbed Bronze | Satin Nickel
Stone | White

Folding handle avoids interference with window decorating treatments.

TRADITIONAL FOLDING



Antique Brass | Black
Bright Brass | Brushed Chrome
Distressed Bronze | Distressed Nickel
Gold Dust | Oil Rubbed Bronze
Polished Chrome | Satin Nickel
Stone | White

Double-Hung

TRADITIONAL

Lock & Keeper



Antique Brass | Black | Bright Brass
Brushed Chrome | Distressed Bronze
Distressed Nickel | Gold Dust
Oil Rubbed Bronze | Polished Chrome
Satin Nickel | Stone | White

Double-Hung Lift Options[†]

Bar Lift



Hand Lift

Finger Lift



ACCESSORIES

Sold Separately

Accessories continued from the previous page.

Frame

Extension Jamb

Extension jambs are available in pine, maple, oak, cherry, mahogany* and vertical grain douglas fir, precut to fit your unit. Available in $\frac{1}{16}$ " (1.5) increments up to 7 $\frac{1}{8}$ " (181) and can be prefinished in six stain colors and in all interior painted options to match the interior of the unit. This option is also available factory applied.

Stools for Double-Hung Windows

Available in all six wood species and all prefinished options. Stools are available in 4 $\frac{1}{16}$ " (116), 5 $\frac{1}{4}$ " (133), 6 $\frac{1}{16}$ " (167) and 7 $\frac{1}{8}$ " (181) depths.

Hardware

Corrosion-Resistant Components

Corrosion-resistant hinge and operator arm hardware on casement, awning and venting transom windows is designed for applications in harsh and corrosive environments such as heavy industrial or coastal areas.**

Window Opening Control Device Kit

A Window Opening Control Device Kit is available for all A-Series venting windows, which limits opening the sash to less than 4" (102) when the window is first opened.

Vent Limiter

A vent limiter is available for most A-Series venting windows, which prevents opening the sash more than 4" (102).

Grilles

Grilles are available in a variety of configurations and widths. See pages 10-11 for details.

Exterior Trim

This product is available with Andersen® Exterior Trim. See pages 163-168 for details.

* Actual wood is Sapele, a non-endangered species of mahogany, grown in Africa, with color and characteristics similar to American mahoganies.

** Visit andersenwindows.com/warranty or contact your Andersen supplier for details on the A-Series Limited Warranty.

Printing limitations prevent exact duplication of colors and finishes. See your Andersen supplier for actual color and finish samples.

[†] Hardware sold separately.
Dimensions in parentheses are in millimeters.