



PREFERRED &  
STANDARD

WINDOWS & DOORS

BUILDING & REMODELING

BUILD YOUR NEW HOME  
OR ADDITION WITH

**QUALITY &  
ENERGY EFFICIENCY**



# WHY SILVER LINE® PREFERRED AND STANDARD WINDOWS & PATIO DOORS ARE THE CLEAR CHOICE.

LONG-LASTING  
RELIABILITY



Silver Line® windows and patio doors are designed for years<sup>†</sup> of low-maintenance, energy efficient use. Built with durable and highly insulating materials and crafted with years of experience, you can install these windows and patio doors once and enjoy them for the life of your home.



# PREFERRED

Offering all the options and sizes you need, Silver Line® Preferred windows and patio doors are the right solution for any home.



# STANDARD

Silver Line Standard windows and patio doors will match your budget with simple designs and popular features.



## CONTENTS

- Why Choose Silver Line. . . . . 4
- ENERGY STAR® Explained . . . . . 6
- How to Compare Windows . . . . . 7
- Choose Window & Patio Door Types . . . . . 8
- Compare Preferred & Standard Products. . . . . 9

### Preferred

- 3000 Series Double-Hung . . . . . 11
- 2900 Series Single-Hung . . . . . 12
- 2800 Series Sliding . . . . . 13
- 70 Series Casement . . . . . 14
- 70 Series Awning . . . . . 15
- 5800 Series Patio Door . . . . . 16

### Standard

- 2200 Series Single-Hung . . . . . 18
- 2390 Series Sliding. . . . . 19
- 5500 Series Patio Door . . . . . 20

### Additional Information

- Available Options . . . . . 21
- Design Possibilities. . . . . 26
- Features Comparison . . . . . 27
- Sustainability. . . . . 28

## AVAILABLE OPTIONS



# **BUILT FOR LONG LIFE<sup>†</sup>** **WITH ENERGY EFFICIENCY, QUALITY AND VALUE.**

Whether you're looking for energy savings, high quality or a great value, Silver Line has what you need for your new home or remodeling project. Silver Line® Preferred and Standard windows and patio doors are designed and built with your needs in mind and are backed with a Limited Lifetime Warranty<sup>†</sup> for your peace of mind.



**A LIFETIME OF  
QUALITY**

Durable and attractive Silver Line® Preferred and Standard windows and patio doors are made with energy efficient and low-maintenance vinyl.

# ENERGY EFFICIENCY



## Save money by saving energy


The ENERGY STAR® mark means a product is energy efficient, but did you know that ENERGY STAR certified windows and patio doors help reduce energy bills while helping protect the environment?\*

## It pays to understand performance

When shopping for windows and patio doors, look for products that have a performance label including an ENERGY STAR climate zone map. This gives you accurate, third-party certified information, including:

**U-Factor:** The lower the U-Factor, the better the window keeps heat from escaping. A lower U-Factor helps lower heating bills.

**SHGC:** The lower the SHGC, the better the window blocks heat from the sun. A lower SHGC helps lower cooling costs.



## Our commitment to customer satisfaction

We stand behind our products† and beside our customers. Our network of dedicated professionals is just a phone call away if you need us.

## Peace of mind

These Silver Line® windows and patio doors are backed by our industry-leading Limited Lifetime Warranty. We make sure that our products provide a lifetime† of energy efficient, reliable performance.

## The perfect fit

Silver Line windows and patio doors are available in a wide range of standard and custom sizes so you're ordering what you need to fit your space. You're getting the perfect size every time.

## What you need

We offer an array of options for our windows and patio doors that lets you choose what you want so you are always getting exactly what you need at the price that fits your budget.

# QUALITY

## Easy operation for years to come

Silver Line products are rigorously tested to deliver years† of smooth, reliable operation.

## Low-maintenance

These windows and patio doors are constructed with heavy duty, low-maintenance vinyl that has color consistent throughout, making scratches virtually invisible and eliminating the need for painting.

## Time-honored reliability

For more than 60 years, Silver Line has been making quality windows and patio doors you can rely on.

# VALUE



## The Silver Line difference

Silver Line windows and patio doors are designed to provide uncompromising value. They achieve the ideal balance of style, performance and price, making them a preferred choice of building professionals and homeowners alike. Our ability to offer an extensive selection of high performance, low-maintenance windows and patio doors at affordable prices makes choosing products from Silver Line the clear choice.

\*Source: [www.energystar.gov/products/certified-products/detail/residential-windows-patio-doors-and-skylights](http://www.energystar.gov/products/certified-products/detail/residential-windows-patio-doors-and-skylights) as of June 22, 2015.

†See the Limited Lifetime Warranty for details.



# WHAT IS ENERGY STAR®?

ENERGY STAR® is a joint program of the U.S. Environmental Protection Agency and the U.S. Department of Energy that helps us all save money and help protect the environment through energy efficient products and practices.



## Why do I want ENERGY STAR certified windows and patio doors?

Using ENERGY STAR certified Silver Line® products in your home can help:

- **Reduce** your energy **bills**
- **Make** your home **more comfortable** year-round
- **Reduce** your **impact** on the environment

## What makes a window or door ENERGY STAR certified?

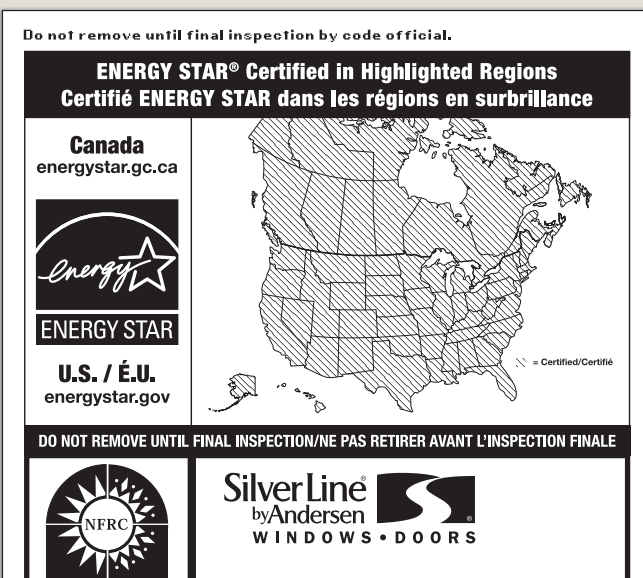
ENERGY STAR certified windows and patio doors:

- Are manufactured by an ENERGY STAR partner, like Silver Line
- Are independently tested and certified by the National Fenestration Rating Council (NFRC)
- Have NFRC ratings that meet strict energy efficiency guidelines set by the U.S. Department of Energy

## HOW DO I TELL IF A PRODUCT IS ENERGY STAR CERTIFIED?

Look for the label. All ENERGY STAR certified products must display the ENERGY STAR label.

Some products are ENERGY STAR certified in some regions of the country and not others with certain options. Check the label for the U.S. climate zone map to make sure the products and options you are considering are certified in your area.



# HOW TO COMPARE

## WHAT YOU SHOULD LOOK FOR WHEN COMPARING WINDOWS & PATIO DOORS

When you're shopping for windows and patio doors, quality counts. You will want to look for products that are tested and certified for strength and energy savings. Understanding and comparing this information will help you select a stronger, more durable and more energy-efficient window or patio door.

### LOOK FOR THE PERFORMANCE LABEL

This label shows important performance information about a window or patio door, including energy efficiency and strength ratings, so you can easily compare products.

All Silver Line® window and patio door ratings are independently certified.

#### Look for ENERGY STAR®

ENERGY STAR® certified windows and patio doors help **SAVE** energy and money, and help increase the comfort of your home.

#### Compare U-Factor

The **LOWER** the U-Factor, the better the window keeps heat in your home during the winter. This helps **LOWER** heating bills.

#### Compare Solar Heat Gain Coefficient (SHGC)

The **LOWER** the SHGC, the better the window blocks heat from the sun in the summer. This helps **LOWER** cooling costs.

#### Compare PG (Performance Grade) Ratings


The **HIGHER** the PG rating, the **BETTER** the resistance to wind, rain, air infiltration and forced entry.

Do not remove until final inspection by code official.

**ENERGY STAR® Certified in Highlighted Regions**  
Certifié ENERGY STAR dans les régions en surbrillance


Canada  
energystar.gc.ca

U.S. / E.U.  
energystar.gov



**ENERGY STAR**

DO NOT REMOVE UNTIL FINAL INSPECTION/NE PAS RETIRER AVANT L'INSPECTION FINALE


 **Silver Line**  
by Andersen  
WINDOWS • DOORS

CPD® SIL-N-33  
3001 Double-Hung Vinyl Dual Glazed  
LoE3 Argon Fill

ENERGY PERFORMANCE RATINGS	
<b>U-Factor</b> <b>0.29</b> (U-S / I-P)	<b>Solar Heat Gain Coefficient</b> <b>0.25</b>

ADDITIONAL PERFORMANCE RATINGS	
<b>Visible Transmittance</b> <b>0.50</b>	

Manufacturer stipulates that these ratings conform to applicable NFRC procedures for determining whole product performance. NFRC ratings are determined for a fixed set of environmental conditions and a specific product size. NFRC does not recommend any product and does not warrant the suitability of any product for any specific use. Consult manufacturer's literature for other product performance information.  
www.nfrc.org

 WINDOW & DOOR MANUFACTURERS ASSOCIATION  
Hallmark Certified  
www.wdma.com

Licensed 440-H-036.16  
Silver Line Windows  
3000 SERIES DOUBLE-HUNG

STANDARD	RATING
AAMA/WDMA/CSA 101/LS2/A440-03	<b>CLASS LC-PG50 Size</b> Tested 36 x 57 in PG +50/-50 psf

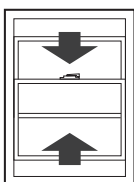
Glazing 2.5 mm Single Str AN Outer/  
3.2 mm Single Str AN Inner

Complies with HUD UM Bulletin III

Meets or Exceeds MED, CED, & IECC Air Infiltration Requirements WDMA Hallmark Certification Program

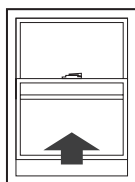
# CHOOSE THE WINDOWS & PATIO DOORS THAT ARE RIGHT FOR YOU

Silver Line offers a wide selection of product types to meet your design needs. From functional to decorative, you're sure to find what you're looking for.




## Double-Hung Window

Both top and bottom sash move and tilt in for various ventilation options and for easy cleaning from inside the home.



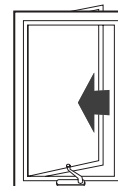
## Single-Hung Window

The bottom sash moves up and down in this type of window, allowing for a more economical version of the popular double-hung window.



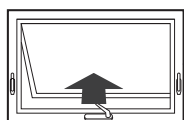
## Sliding Window

One or more sash slide back and forth horizontally for easy ventilation.




## Casement Window

A casement window is hinged on one side to allow the window to swing open.




## Awning Window

Hinged at the top and opening from the bottom, awning windows offer ventilation and protection from the weather.




## Picture Window

Rectangular, non-moving windows allow for large walls of light and other design options.



## Shape Windows

Decorative shape windows add stylish and architectural accents to any home. Many options are available.



## Sliding Patio Doors

Patio doors feature a sliding panel that moves smoothly on adjustable rollers and makes the most of your space.



# WHAT TO CHOOSE

## COMPARING SILVER LINE® PREFERRED AND STANDARD WINDOWS & PATIO DOORS

Are you looking for the most options and the largest range of sizes? Then you're looking for our Preferred line of windows and patio doors. If you want just the popular sizes and options with the best fit for your budget, then choose our Standard line of windows and patio doors. All Silver Line® windows and patio doors offer energy efficiency and reliability, so no matter what you choose, it's the right choice.

### PREFERRED WINDOWS & PATIO DOORS

Silver Line® Preferred windows and patio doors offer a broad array of features and options to fit your needs and extensive sizes to fit your home. Attractive designs, energy saving features and long-lasting† quality make these the ideal choice for any space.

### STANDARD WINDOWS & PATIO DOORS

Silver Line® Standard windows and patio doors are designed with your budget in mind. Available in the most popular sizes and with the most popular features, these low-maintenance windows and patio doors offer what you need to fit your budget.

#### FEATURES & BENEFITS

- High energy efficiency features & options
- Many Preferred products have options that make them ENERGY STAR® v. 6.0 certified throughout the U.S.††
- Heavy duty, low-maintenance vinyl frames
- Nailing fin for installation ease
- Attractive frame profiles
- Extensive selection of options
- Broad range of sizes
- Enhanced grille selections
- Backed by an industry-leading Limited Lifetime Warranty†



#### FEATURES & BENEFITS

- Basic energy efficiency features
- Low-maintenance
- Nailing fin
- Simple design profiles
- Basic selection of options
- Most popular sizes
- Basic grille selections
- Backed by an industry-leading Limited Lifetime Warranty†

## ENHANCE YOUR VIEW

Looking to add a bit more style to your home? Adding or changing grille styles and patterns can help change the look of your home. We offer many options to match what you're looking for.

See page 23 for more information.



†See the Limited Lifetime Warranty for details.

††Visit [www.silverlinewindows.com](http://www.silverlinewindows.com) for performance information.



PREFERRED



## DOUBLE-HUNG WINDOW

The Silver Line® 3000 Series double-hung window is designed with classic architectural details to create an attractive, energy efficient window. This window is available in a vast selection of styles and sizes, making it an ideal choice for almost any home.

### Features & Benefits

- Colonial brickmold design adds a touch of classic style to your home
- Tilt-in top and bottom sash offer easy cleaning from inside your home
- Specially designed balance system makes this window effortless to open
- Fusion-welded, heavy duty vinyl for low-maintenance convenience
- Integral "J" channel allows for neat, easy trimming of exterior siding
- Optional flat casing recreates the look of traditional 1" x 4" wood casing without the maintenance
- Vent latches allow for easy ventilation while helping keep your windows secure
- Many 3000 Series windows have options that make them ENERGY STAR® v. 6.0 certified throughout the U.S.††





# PREFERRED

## SINGLE-HUNG WINDOW

The popular Silver Line® 2900 Series single-hung window pairs an elegant exterior appearance with sturdy construction. It combines the classic look of colonial molding with energy-efficient construction to keep out the elements.

### Features & Benefits

- Colonial brickmold design adds a touch of classic style to your home
- Tilt-in bottom sash for easier cleaning
- Specially designed balance system makes this window effortless to open
- Fusion-welded, heavy duty vinyl for low-maintenance convenience
- Integral "J" channel allows for neat, easy trimming of exterior siding to the window
- Interlocking sash offer an effective seal against drafts
- Integral lift rail makes lifting the sash simple



## SLIDING WINDOW

The Silver Line® 2800 Series sliding window offers exceptional flexibility with a variety of options while the sturdy construction and energy efficient design provides reliable, energy saving performance.

### Features & Benefits

- Colonial brickmold design adds a touch of classic style to your home
- Durable rollers and a smooth rolling track make opening these windows easy
- Fusion-welded, heavy duty vinyl for low-maintenance convenience
- Integral "J" channel allows for neat, easy trimming of exterior siding to the window
- Integral sliding rail makes opening the sash simple
- Interlocking sash help provide an effective seal against drafts
- Available in 2- or 3-panel configurations to fit any space
- Many 2800 Series windows have options that make them ENERGY STAR® v. 6.0 certified throughout the U.S.††



# PREFERRED

## CASEMENT WINDOW

The Silver Line® 70 Series casement window offers a balance of style and convenience in an energy-efficient window. With many configurations to choose from, this casement window offers design flexibility to complement virtually any style home.

### Features & Benefits

- Optional colonial brickmold design adds a touch of classic style to your home
- Opens effortlessly for effective ventilation
- Multi-point locking system operates from a single, low profile lever for easy use and added safety
- Folding operator handle eliminates interference with shades and blinds
- Fusion-welded, heavy duty vinyl for low-maintenance convenience
- Dual weatherstripping virtually eliminates drafts for a more comfortable, energy-efficient home
- Optional integral “J” channel allows for neat, easy trimming of exterior siding to the window
- Many 70 Series windows have options that make them ENERGY STAR® v. 6.0 certified throughout the U.S.††





## AWNING WINDOW

Low-maintenance, energy efficiency and ease of installation are just some of the benefits you find with the Silver Line® 70 Series awning window. Unique designs can be achieved by stacking multiple awning windows in columns or grouping them together to create a row of light in your home.

### Features & Benefits

- Optional colonial brickmold design adds a touch of classic style to your home
- Scissor type hinge offers easy operation with a secure multi-point locking system
- Folding operator handle eliminates interference with shades and blinds
- Dual weatherstripping virtually eliminates drafts for a more comfortable, energy-efficient home
- Fusion-welded, heavy duty vinyl for low-maintenance convenience
- Optional integral “J” channel allows for neat, easy trimming of exterior siding to the window
- Many 70 Series windows have options that make them ENERGY STAR® v. 6.0 certified throughout the U.S.††



# PREFERRED

## PATIO DOOR

The popular Silver Line® 5800 Series sliding patio door offers a sturdy, elegant and energy efficient design. Designed and built to provide smooth, reliable performance, this fully assembled, fusion-welded door is ideal for your home.

- A thicker, wider profile creates a traditional appearance
- Designed with durable, self-leveling rollers to make opening this patio door smooth and effortless
- Fusion-welded, heavy duty vinyl frame and panels make a sturdy and durable patio door
- Fully assembled for fast and easy installation
- Steel reinforced panels offer added strength
- A multi-point lock operates from a single lever for easy and secure locking
- Optional PG rating upgrade is available on many sizes for additional strength and durability
- Many 5800 Series patio doors have options that make them ENERGY STAR® v. 6.0 certified throughout the U.S.††





STANDARD



# STANDARD

## SINGLE-HUNG WINDOW

If a quality window at an affordable price is what you're looking for, then the Silver Line® 2200 Series single-hung window is the answer. This simple, no-nonsense window is easy to install and is virtually maintenance-free.

### Features & Benefits

- Simple, flat design blends with any décor
- Tilt-in bottom sash for easier cleaning
- Fusion-welded vinyl offers low-maintenance convenience
- Interlocking sash help create a weathertight seal
- Many 2200 Series windows have options that make them ENERGY STAR® v. 6.0 certified throughout the U.S.††



## SLIDING WINDOW

The Silver Line® 2390 Series sliding window combines clean lines with an economical price. This simple window offers an attractive, affordable design solution.

### Features & Benefits

- Simple, flat design blends with any décor
- Durable rollers and a smooth rolling track make opening these windows easy
- Fusion-welded vinyl offers low-maintenance convenience
- Many 2390 Series windows have options that make them ENERGY STAR® v. 6.0 certified throughout the U.S.††



# STANDARD

## PATIO DOOR

The Silver Line® 5500 Series sliding patio door is available in several standard sizes and with popular options, allowing you to create a patio door to fit your needs and your budget.

### Features & Benefits

- Simple, flat design blends with any décor
- Fusion-welded vinyl panels offer low-maintenance convenience
- Fully assembled for faster installation or available as separate parts for easier transportation
- Optional blinds-between-the-glass are fully adjustable and are sealed between two panes of glass to protect from dust, dirt and damage
- Many 5500 Series patio doors have options that make them ENERGY STAR® v. 6.0 certified throughout the U.S.††

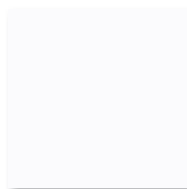




# CHOOSE THE FEATURES & OPTIONS THAT ARE RIGHT FOR YOU.

## COLOR

Most Silver Line® windows and patio doors are available in white or beige matching interior and exterior. Some products are also available with sandtone interior and exterior. Most products offer a dark bronze painted exterior with a white interior.



White



Beige



Sandtone\*



Dark Bronze\*\*

## FEATURES

### TILT-IN SASH

Tilt-in sash offer easy cleaning from inside your home. Simply slide the tilt latch open and tilt the sash in to easily clean the outside of your window sash. Once you're finished cleaning, just tilt the sash back into place.



## HARDWARE

All of our durable hardware is designed to attractively coordinate with the window or patio door and to provide smooth, easy operation. We offer low profile locks and handles to secure your windows and patio doors.

### CAM LOCK

Our color-coordinated cam lock is offered on these double-hung, single-hung and sliding windows. It is designed to bring the window sash closer together for a snug and secure hold.



White | Beige | Sandtone

### FOLDING HANDLE AND LOCK

Silver Line® casement and awning windows come standard with a color-coordinated folding handle that eliminates interference with shades and blinds. The coordinating, slim profile lock offers easy and secure operation.



White | Beige



White | Beige

### PATIO DOOR HANDLE

The Silver Line 5500 Series Standard patio door comes with color-coordinated lever locking handles. The Silver Line 5800 Series Preferred patio door offers color-coordinated, key-lock handles as well as a stylish satin nickel option.



5500 Series  
(optional for 5800 Series)

White | Beige



5800 Series  
(optional for 5500 Series)

White | Beige | Sandtone



Optional for 5500 Series  
or 5800 Series

Satin Nickel

\*Not available on all products or in all areas.

\*\*Dark bronze painted exterior with white vinyl interior is not available on all products and in all areas. See your Silver Line dealer for details. Painted exteriors have a 10-year limited warranty. Please see the Limited Lifetime Warranty for details.

Not all options are available on all products and in all areas. Printing limitations prevent exact color duplication. See your Silver Line dealer for actual color samples. Silver Line reserves the right to change product designs, specifications, details and pricing at any time without prior notification.

## GLASS OPTIONS

These Silver Line® windows and patio doors are available with energy-efficient, dual pane glass options to achieve the level of comfort and energy savings you are looking for.

### PERFORMANCE COMPARISON OF SILVER LINE GLASS OPTIONS

GLASS	E N E R G Y		L I G H T	
	U-FACTOR	SOLAR HEAT GAIN COEFFICIENT	VISIBLE LIGHT TRANSMITTANCE	UV PROTECTION
	How well a product prevents heat from escaping.	How well a product blocks heat caused by sunlight.	How much visible light comes through a product.	How well a product blocks ultraviolet rays.
<b>Low-E</b> Excellent thermal performance for climates where both heating and cooling costs are a concern.	★★★★☆	★★★★☆	★★★★☆	★★★★☆
<b>Low-E SmartSun™</b> It gives you the benefits of Low-E glass, plus it helps shield your home from the sun's heat and filters out most harmful UV rays while letting the sunshine through.	★★★★☆	★★★★☆	★★★★☆	★★★★☆
<b>Low-E Sun</b> It's tinted for maximum protection from the effects of intense sunlight while providing excellent energy efficiency.	★★★★☆	★★★★☆	★★★★☆	★★★★☆
<b>Low-E PassiveSun®</b> A great solution for cold climates where solar heat gain is desired. Ideal for passive solar applications.	★★★★☆	★★★★☆	★★★★☆	★★★★☆
<b>Low-E PassiveSun® with Heatlock® Technology</b> Our optional HeatLock® technology can be applied to the room-side glass surface of our windows and patio doors. The coating helps reflect escaping heat back into the room, resulting in improved insulation and better U-Factor values.	★★★★☆	★★★★☆	★★★★☆	★★★★☆

Center of glass performance only. Ratings based on glass options available as of June 2015. Visit [silverlinewindows.com](http://silverlinewindows.com) for ENERGY STAR® map and NFRC total unit performance data.

## SILVER LINE ALSO OFFERS THESE GLASS OPTIONS:

### TEMPERED GLASS

Heat treated glass that shatters into pebble-sized pieces instead of larger shards to reduce the risk of injury. This option is standard on Silver Line patio doors.



Tempered Glass

### OBSCURE GLASS

Textured glass that provides a translucent effect for added privacy.



Obscure Glass

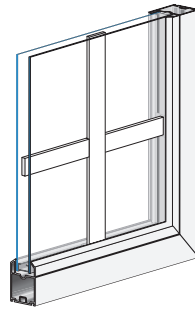
Additional glass options including tinted and laminate are also available. Contact your Silver Line dealer for details.

## GRILLE OPTIONS

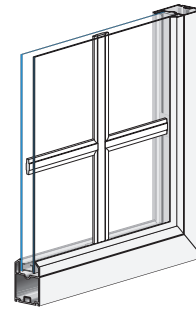
Grilles are available in several different types and patterns that can add style to any home.

### GRILLES-BETWEEN-THE-GLASS

Our grilles-between-the-glass options are specially designed to enhance your home's décor and make cleaning your windows and patio doors a breeze.



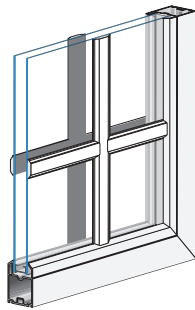
Flat



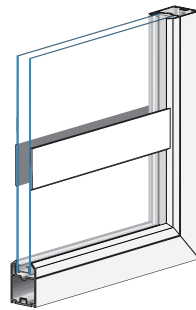
Contour

### GRILLES OUTSIDE THE GLASS

Many Preferred windows and patio doors offer Simulated Divided Lites (SDL) with grilles attached to the outside of the glass to give the traditional look of individual panes of glass. We also offer a Check Rail on various windows with horizontal grilles attached to the outside of the glass to give the look of either a hung window or a mulled window with a transom.



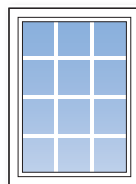
SDL



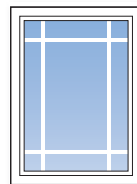
Check Rail

### GRILLE PATTERNS


Our windows and patio doors are available with a variety of grille patterns. Choose from patterns such as:



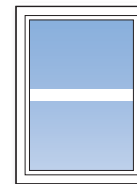
Colonial



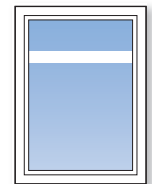
Prairie



Diamond




Centered  
Check Rail  
(Looks Like a  
Double-Hung)



Offset Check Rail  
(Looks Like a  
Transom Over a  
Window)

### SPECIALTY GRILLE PATTERNS

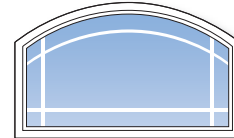
Shape windows are available with a variety of specialty grille patterns. Choose from patterns such as Cathedral, Starburst, Perimeter Prairie or Sunburst to complement your home or create a unique window accent.




Cathedral



Starburst



Perimeter Prairie



Sunburst



## FINISHING ACCESSORIES

These options offer an easy and fast professional finish.

### EXTENSION JAMBS

Wood extension jambs offer a quick way to finish your window opening. We offer 4- $\frac{9}{16}$ " and 6- $\frac{9}{16}$ " primed or clear pine extension jambs for either 2x4 or 2x6 frame construction.



4- $\frac{9}{16}$ " Clear  
Extension Jamb  
Shown



6- $\frac{9}{16}$ " Primed  
Extension Jamb  
Shown

### DRYWALL CHANNEL

It is faster and easier to achieve a professional finish with our optional drywall channel. Simply slide your drywall into the channel and it's ready for finishing.



Drywall Channel  
(Drywall not included)

## ADDITIONAL OPTIONS

These options offer expanded accessibility and safety measures.

### HARDWARE FOR EASIER ACCESS

Specially designed hardware options for many Silver Line® windows and patio doors allow individuals with disabilities to more easily unlock a window or widen a patio door opening for easier access.\*



Optional window hardware extends reach range.

Standard Hardware



Optional Hardware



Optional patio door handle creates a 32" clear opening width.

### WOCD HARDWARE

Window Opening Control Device (WOCD) hardware is available on many Silver Line windows to automatically restrict the window sash from opening more than 4 inches. This allows the window to open for ventilation while preventing children under the age of 5 from falling out of the window.\*\* Some of the available options are shown.



WOCD hardware limits a window's opening for safety.



Factory applied  
(shown on double-hung)



Field applied  
(shown on single-hung)

\*Optional window hardware meets regulations for the Department of Justice under the Americans with Disabilities Act of 1990 which uses the American National Standards Institute (ANSI) regulation for Accessible and Usable Buildings and Facilities ICC/ANSI A117.1-2003 Chapter 308. Optional patio door hardware meets regulations for the Department of Justice under the Americans with Disabilities Act of 1990 which uses the American National Standards Institute (ANSI) regulation for Accessible and Usable Buildings and Facilities ICC/ANSI A117.1-2003 Chapter 403. Check local building codes.

24 \*\*WOCD window hardware meets ASTM F2090-08 and F2090-10 Standard Specification for Window Fall Prevention Devices With Emergency Escape (Egress) Release Mechanisms. Check local building codes and individual installation requirements to make sure appropriate needs are met. Not available on all products and all sizes.

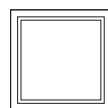
Not all options are available on all products and in all areas. Silver Line reserves the right to change product designs, specifications, details and pricing at any time without prior notification.



# EXPAND THE POSSIBILITIES

## WE HAVE THE WINDOWS TO FIT THOSE UNIQUE OPENINGS

We pride ourselves in offering a wide selection of shapes and sizes to match almost any design imaginable. Add architectural highlights to your home with attractive and energy-efficient options, including:



Picture



Quarter Circle




Half Circle



Full Circle



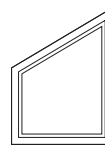
Eye brow



Palladian



Octagon



Trapezoid



Pentoid



Oval




Triangle


# DESIGN OPTIONS

## EASILY ADD STYLE TO YOUR HOME


Silver Line has an expansive selection of window combinations that can add a touch of style or create a stunning focal point for your home. Select from these choices and more:




Twin Stacked Awnings




Twin Casements




Twin Transoms over Twin Double-Hungs



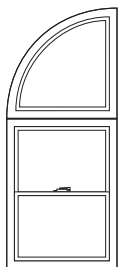
Half Circle over Sliding




Eyebrow over Double-Hungs and Picture Window



Segments over Double-Hung Windows



Quarter Circle over Double-Hung



Quarter Circles, Palladian, Double-Hungs and Picture Window





# FEATURE FLEXIBILITY

## CHOOSE THE OPTIONS THAT FIT YOUR HOME

Windows play an important role in a home's design. We offer an array of options to choose from so you can create a design to fit your needs and showcase your individuality. Reference the chart below to see which features and options are available with these Silver Line® windows and patio doors.

PRODUCT	COLOR				GRILLES		SASH	INSECT SCREEN		FRAME					ACCESSORIES	
	WHITE	BEIGE	SAND-TONE*	DARK BRONZE†	FLAT & CONTOUR	SDL	TILT-IN SASH	HALF	FULL	NAILING FIN	"J" CHANNEL	EXT. JAMBS	DRYWALL CHANNEL	DRYWALL ACCESS	ACCESS HARD-WARE**	WOCD***
PREFERRED																
DOUBLE-HUNG WINDOW (3000 SERIES)	S	O	n/a	O	O	O	S	O	O	S	S	O	½" & ¾"	n/a	O	O
SINGLE-HUNG WINDOW (2900 SERIES)	S	O	O	O	O	n/a	S	O	n/a	S	S	O	½" & ¾"	O	O	O
SLIDING WINDOW (2800 SERIES)	S	O	O	O	O	n/a	n/a	O	n/a	S	S	O	½" & ¾"	O	O	O
CASEMENT WINDOW (70 SERIES)	S	O	O	O	O	O	n/a	n/a	O	S	O	O	½"	n/a	n/a	O
AWNING WINDOW (70 SERIES)	S	O	O	O	O	O	n/a	n/a	O	S	O	O	½"	n/a	n/a	n/a
PATIO DOOR (5800 SERIES)	S	O	O	n/a	O	O	n/a	n/a	O	S	n/a	n/a	n/a	n/a	O	n/a
STANDARD																
SINGLE-HUNG WINDOW (2200 SERIES)	S	O	n/a	n/a	O	n/a	S	O	n/a	S	n/a	O	½" & ¾"	O	O	O
SLIDING WINDOW (2390 SERIES)	S	O	n/a	n/a	O	n/a	n/a	O	n/a	S	n/a	O	½" & ¾"	O	O	O
PATIO DOOR (5500 SERIES)	S	O	n/a	O	O	n/a	n/a	n/a	O	n/a	n/a	n/a	n/a	n/a	O	n/a

**Features Key:** S = Standard O = Optional (additional charges may apply) n/a = Not Applicable

\*Not available in all areas. See your Silver Line dealer for details.

†Dark bronze painted exterior with white vinyl interior is not available on all products and in all areas. See our dealer for details. Painted exteriors have a 10-year limited warranty. Please see the Limited Lifetime Warranty for details.

\*\*Optional window hardware meets regulations for the Department of Justice under the Americans with Disabilities Act of 1990 which uses the American National Standards Institute (ANSI) regulation for Accessible and Usable Buildings and Facilities ICC/ANSI A117.1-2003 Chapter 308. Optional patio door hardware meets regulations for the Department of Justice under the Americans with Disabilities Act of 1990 which uses the American National Standards Institute (ANSI) regulation for Accessible and Usable Buildings and Facilities ICC/ANSI A117.1-2003 Chapter 403.

\*\*\*WOCD window hardware meets ASTM F2090-08 and F2090-10 Standard Specification for Window Fall Prevention Devices With Emergency Escape (Egress) Release Mechanisms.

## LIMITED LIFETIME WARRANTY

We believe in and are proud of every product that displays our logo. Silver Line stands behind all of these residential windows and patio doors with our Limited Lifetime Warranty. Visit [silverlinewindows.com](http://silverlinewindows.com) for warranty details.



# IMPROVING THE VIEW OUTSIDE

## RESPECT FOR THE ENVIRONMENT IS NOTHING NEW AT SILVER LINE

At Silver Line, we hold a commitment to conserve natural resources wherever we can; from designing and testing new products that will deliver greater energy savings for our customers, to more energy efficient delivery methods, even to printing our brochures. We understand the importance of creating healthier and more energy efficient homes.



ENERGY STAR® is a joint program of the U.S. Environmental Protection Agency (EPA) and the U.S. Department of Energy (DOE) that helps consumers save money and protect the

environment through energy efficient products and practices. Silver Line is proud to be an ENERGY STAR partner with our continuing commitment to providing energy efficient products.



Silver Line® vinyl windows and patio doors have been Home Innovation NGBS Green Certified for both Energy Efficiency and Resource Efficiency. Silver Line achieved these approvals by providing independent third-party results that our vinyl windows and patio doors perform to the green practice criteria in the National Green Building Standard. As a result, these products are eligible for points toward National Green Building Certification.



Silver Line products are certified under the National Fenestration Rating Council's voluntary third-party certification program designed to ensure accurate energy performance ratings and labeling.



Silver Line proudly participates in the WDMA Hallmark Certification program, which includes product testing and quality control process audits to verify that our windows and patio doors are produced in conformance with the industry standards for air and water resistance, and structural performance.

**Silver Line®**  
by Andersen   
WINDOWS • DOORS

[silverlinewindows.com](http://silverlinewindows.com)



Printed on FSC® certified paper, produced using Green-e certified renewable energy.

All marks where denoted are trademarks of their respective owners ©2016 Silver Line Building Products LLC. All rights reserved. 03/16 Part #128-S/LNCBRO